

General catalogue

2023



/// SCANMODUL®

Medical & Industrial Material Handling

Our Mission

is to reduce the operational costs and ecological footprint of hospitals, by providing the most advanced, durable, and high-quality logistical solutions available on the market.

Our Vision

We envision a world in which we can provide any health care facility, anywhere in the world, with ergonomic ISO-modular furniture that supports the in-house logistical processes. We aspire to be the global market leader in the field of integrated logistic solutions for the healthcare market by tailoring our products to our customers needs, and the needs of the planet.

Clear and quick assignment

M	Full size modul 400 mm x 600 mm (40/60)	 ABS	Acrylnitrile-butadiene-styrene
M/2	Half size modul 300 mm x 400 mm (30/40)	 EP	Epoxy
a	Furniture type a	 LAM	Laminate
b	Furniture type b	 MEL	Melamine
c	Furniture type c	 PA	Polyamid
d	Furniture type d	 PC	Polycarbonate
		 PMMA	Polymethylmethacrylate
		 PPO	Polyphenylenoxide
		 PS	Polystyrene
		 PVC	Polyvinylchloride
		 SS	Stainless steel



*ScanCell® trolley
with glass doors.
Type B-M150
Item no. 40665406*



*ScanCell® Trolley
roller door down.
Type B-M060.
Item no. 40651100D*

Table of Contents

About us

Our modular system	4
Company's history	6
Experienced partner	8
NoCount® Solution	10

Trays, Baskets, Shelves 12

Baskets – dividable	16
Trays – dividable	18
Partitions	20
Trays – non-dividable	22
Lids for trays	24
Shelves	26
Instrument trays	28
Wire Baskets	30
High-temperature resistant trays	32
Preconfigured modular inserts	34
Modular inserts	36
Preconfigured trays for medicine	38
Inserts for medicine	40
Accessories for baskets and trays	42
Labeling System	44
Organising	46
Wall panels and telescopic rails	48
Storage of catheters	50
Catheterbox	52
Storage of sterile goods	54

ScanCell® 58

Pre-configured ScanCell®	66
ScanCell® overview	72
Accessories	84
ScanCell® sidepanel customization	96

Cabinets 98

Cleanline cabinets	100
Fire-retardant/lead protected cabinets	112
Medicine cabinets	120
Product overview	122
Mounted items	138
Stainless steel table tops	142

Transport solutions 144

Lightweight distribution trolleys	148
Accessories	152
Open transportation trolleys	156
Accessories open transportation trolleys	160
Closed transport	162
Waste and soiled linen trolleys	168
Collection of waste / dirty linen	182

Racks 188

ScanMo™ Racks overview	192
ScanMo™ Workstation	194
ScanMo™ Wire shelves	198

Material properties 200

Its name reflects its programme

Our modular system

The base of ScanModul's success is a modular system that we introduced in the year 1970 which has meanwhile become the industry standard. Based on a 60 cm x 40 cm grid, we developed baskets and trays in various materials for the use in the healthcare sector, which perfectly matched our trolleys and cabinets.

Full size modul
40/60



Half size modul
30/40



In the course of time, ½ modules were added. This sophisticated system enables us – working together with our customers – to develop integrated logistics solutions for conceivable tasks. Here in the catalogue the modules are marked with M for a Full-Size module and M/2 for a Half-size module. The matching furniture types are marked with letters a, b, c and d for a better overview.

Furniture Types

Cabinets, Trolleys,
Carts



Modules

Trays, Baskets,
Shelves



Established 1912

We started with hospital furniture and equipment in Denmark

Founded in 1912 by the silversmith Georg Larsson the company soon specialized in supplying beds and other equipment to Danish hospitals. Ole Larsson continued in his father's footsteps in 1940. The company moved on in specializing production with a very extensive product range for use in the hospital and nursing home sector.

Milestone in the company's history

In the early **1970s** a revolutionary modular storage concept was developed and introduced to the Scandinavian market. The ISO standard for 400 x 600 mm modules is based on this system, which was named the "ScanModul System". This system is the base for the further development of the company, refined over all the years, winning knowledge and experience. Several complementary products came up, building the today's end-to-end supply management system.



1912

Foundation by Georg Larsson as blacksmith company – catering products in healthcare

1940

Ole Larsson takes over responsibility. Product expansion to hospital beds, trolleys and cabinets

1970

Development of 60 x 40 cm storage concept; introduction as brand ScanModul System

1974

Klaus Larsson CEO & owner

2008

Acquisition by STANLEY Healthcare



ScanModul® today

As the inventor and largest vendor in the field of modular System, ScanModul® is proud of its leadership position. With the headquarter and it's modern production facility in Houten, The Netherlands ScanModul® today continues to fulfill the needs of more than 8000 customers in health-care worldwide, with an eye on operational excellence and the people it is supposed to support in their daily work.

Continuing our successful journey

ScanModul® prides itself on having excellent quality and the broadest product portfolio in the industry. Innovations and the continuing extension of the product range bring ScanModul® close to its vision: Providing the healthcare sector worldwide with all storage and transportation needs by offering high quality, ergonomic products and premium service. Enabling high availability of products, reduce waste of overdue stock, time needed for replenishment and reduce capital employed in stock keeping.



In line with this vision, in 2022 ScanModul® acquired BELINTRA, a well-established provider of safe and smart healthcare solutions. Especially its offerings in secure medication distribution, mobile IT and the Sterisystem® logistics flow for CSSD and OR are a great addition to the existing ScanModul® portfolio.

2013

Move to new central warehouse Houten, Netherlands

2014

Private ownership Yuval Bargil and Ahikam Kaufmann

2015

Spectrum expanded by technical and individual solutions

2019

NewPort Capital new investment partner

2020

Patrick Bark new CEO

2022

Acquisition BELINTRA and its subsidiaries

Experienced partner


in efficient logistic solutions

Over 110 years of presence in the healthcare market, more than 50 years of experience with logistics systems, and over 2000 completed projects worldwide speak for themselves regarding ScanModul®'s experience. For us, professional project management, from analysis and evaluation through conception to the realization, goes without saying. You, the customer, are always in our focus – because your satisfaction is our primary target. In all we do we focus on fulfilling our customers' requirements in the logistical operations process up to the nursing or specialists end users of our solution.



Brilliantly Simple – Simply Brilliant

The idea behind our system is as simple as it is brilliant. Based on a standardized bin size of **400 x 600 mm**, which is dividable, made for Kan-Ban use (“2-Bin”), we can design a highly flexible flow (solution) for a variety of logistics tasks within the hospital ecosystem.



We are the “one partner” our clients need

As our client you get one partner to assist you with developing or maintaining the best possible logistical process in your healthcare facility. We work closely with you during every stage of the process, from analysis to implementation. We focus on the non-clinical processes, which when optimized, can result in significant savings in three areas: less inventory spend, reduced clinical staff time as well as reduced waste.

Optimising your facility through open communication

The key to our custom-fit solutions is an open communication with our clients. We bring the experience that comes from a century+ working within all departments of hospitals – from the central warehouse up to the operating theatres – and combine that with the knowledge and requirements of medical and logistics professionals. In short, we help our clients to meet the demands of modern medicine through the most efficient supply process possible.

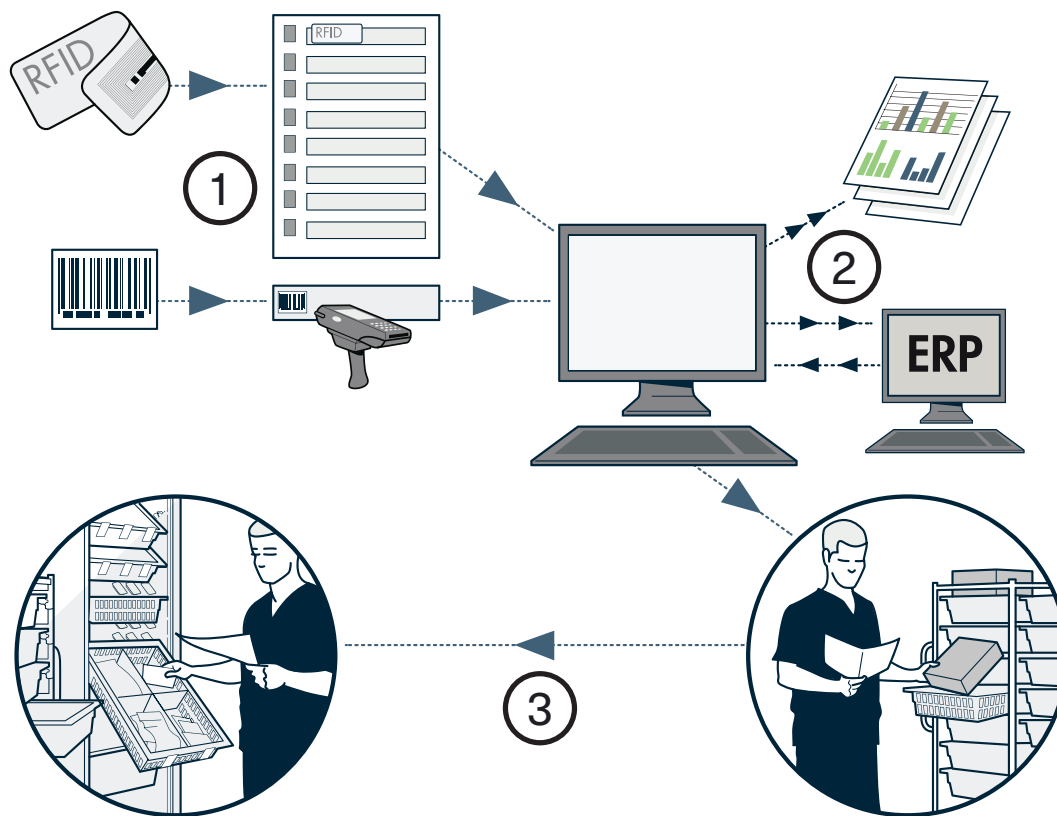


Let's introduce to you our NoCount® Solution

Simple and highly efficient

The base of our work and also the base of every optimization in the whole logistics supply chain is our NoCount®-Solution. This solution is a highly flexible tool that allows us to improve any possible initial situation according to our customers' wishes. NoCount® is our fully scalable concept of organizing any logistical flow in your healthcare facility. Whether it is to facilitate the daily workflow in a department, or a fully connected and ERP integrated solution; our NoCount® solution fits to any requirement. Together we can determine what serves your needs best. Once installed, you will benefit from time saving, easier replenishment process, increased availability of products, optimized stock levels and reduced waste. And not at least, we care for good ergonomics for the people working with the system.





A powerful tool, based on 3 systems

ISO-Modular-System

The 400 x 600 mm ISO Modular baskets and trays are the core of any logistical concept we develop for our customers. We invented and introduced it to healthcare in the early '70-ies.

First-in-First-out-System

This idea is essential everywhere high amounts of products are handled. With our solutions you can easily implement this system into your processes due to flexible storage units that e.g. allow a wide variation of possible separations to help employees in their daily business.

Two-Bin-System

Our Kan-Ban or 2-Bin System uses the simplest visual signal to initiate stock replenishment: an empty box. The trays get divided into two, each side stocked with an equal amount of products. Once a side is empty, the tray gets turned around, allowing the other half of the products to be used. Like this, employees can easily identify the to be replenished empty half with the necessary products.

Benefits of the NoCount®-Solution:

The combination of the Two-Bin-System and the FiFo-System has two significant economies:

- Never run out of products unexpectedly
- Reduced waste of expired products
- Reduced time for replenishment

Trays, Baskets, Shelves

Efficient storage: be organised and flexible

We have developed an ISO certified modular system for trays and baskets, which optimises the flow of supplies from central storage to the point-of-use.

This allows modules – our common name for trays and baskets – to be moved from one place to another instead of picking each item from shelf to shelf.

The modules are pivotal in our NoCount® logistic concept.

Top 5 features

- Our dimensions have become today's ISO standard in healthcare industry
- Pre-perforated for mounting safety stops
- Beaded edge for label holders
- Inserts and partitions for division
- Available in a variety of materials, incl. autoclavable PC withstanding temperatures of up 140°C for short periods of time




Trays, Baskets and Shelves

Quick overview



Trays

Trays are ideal for those purposes where you need a solid product that can be completely sealed with a lid or when you want to make sure that small items or liquids are contained within the module.



Baskets

Our lightweight baskets have small holes in the sides as well as in the bottom. This enables you to partly see the content without pulling out the module.



Shelves


We provide shelves in a variety of sizes and materials. Please contact your local sales representative to find the best solution for your need.

Materials

Most of our trays and baskets are made from grey ABS, which is a sturdy and durable material that withstands cleaning in most washing machines.


We also have a range of transparent trays and baskets in Polycarbonate, Stainless Steel baskets which has the big advantage of being autoclavable at high temperatures, and PPO trays that are resistant to liquid disinfectants and therefore particularly suitable for instruments.

For more information, please turn to chapter "Material Properties"



Baskets – dividable

ABS-Baskets



Full size, 100 mm high

Dimensions	Item no.
600 x 400 x 100 mm	2364251



Full size, 200 mm high

Dimensions	Item no.
600 x 400 x 200 mm	2364252



Half size, 100 mm high

Dimensions	Item no.
300 x 400 x 100 mm	2334251



Half size, 200 mm high

Dimensions	Item no.
300 x 400 x 200 mm	2334252

PC-Baskets



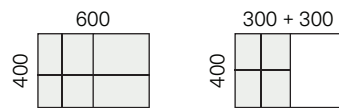
Full size, 100 mm high

Dimensions	Item no.
600 x 400 x 100 mm	2364451



Full size, 200 mm high

Dimensions	Item no.
600 x 400 x 200 mm	2364452



Dividability ensures flexibility

To ensure the possibility of optimal storage of different and/or smaller items, all our baskets and many trays can be subdivided. This makes handling much easier and clearer. Articles can be removed quickly and easily without mixing. The need to reorder individual articles is thus easy to recognize and can be carried out quickly.



Trays – dividable

ABS-Trays



Full size, 50 mm high

Dimensions	Item no.
600 x 400 x 50 mm	2064206



Full size, 100 mm high


Dimensions	Item no.
600 x 400 x 100 mm	2064211



Half size, 50 mm high

Dimensions	Item no.
300 x 400 x 50 mm	2034206


PC-Trays

**Full size, 50 mm high**

Dimensions	Item no.
600 x 400 x 50 mm	2064407

**Full size, 100 mm high**

Dimensions	Item no.
600 x 400 x 100 mm	2064412

**Half size, 50 mm high**


Dimensions	Item no.
300 x 400 x 50 mm	2034407




Full size, 200 mm high

Dimensions	Item no.
600 x 400 x 200 mm	2064420

Partitions

Divider



Description		Dimensions	Item no.
Divider, light grey	 ABS	300 x 100 mm	2364257
		400 x 100 mm	2364253
		600 x 100 mm	2364254
		400 x 200 mm	2364255
		600 x 200 mm	2364256
Divider, transparent	 PC	400 x 100 mm	2364453
		600 x 100 mm	2364454
		400 x 200 mm	2364455
		600 x 200 mm	2364456
Divider, transparent	 PMMA	300 x 50 mm	2064269
		400 x 50 mm	2064270
		600 x 50 mm	2064271

Accessories for partitions



T-piece

Description	Item no.
The T-piece secures the smaller "snapped off" sections of the partitions.	2064266



Partition lock

Description	Item no.
Fixation for divider in ABS	2364259



Trays – non-dividable

ABS-Trays



Full size, 50 mm high

Dimensions	Item no.
600 x 400 x 50 mm	2064205



Full size, 100 mm high

Dimensions	Item no.
600 x 400 x 100 mm	2064210



Full size, 200 mm high

Dimensions	Item no.
600 x 400 x 200 mm	2064220



Full size, 280 mm high

Dimensions	Item no.
600 x 400 x 280 mm	2064228

**Half size, 50 mm high**

Dimensions	Item no.
300 x 400 x 50 mm	2034205

**Half size, 100 mm high**

Dimensions	Item no.
300 x 400 x 100 mm	2034210

**Half size, 200 mm high**

Dimensions	Item no.
300 x 400 x 200 mm	2034220


Lids for trays

ABS-Lid



Full size, 15 mm high

Dimensions	Item no.
600 x 400 x 15 mm	2064201



Half size, 15 mm high

Dimensions	Item no.
300 x 400 x 15 mm	2034201

PC-Lid



Full size, 15 mm high

Dimensions	Item no.
600 x 400 x 15 mm	2064408



Half size, 15 mm high

Dimensions	Item no.
300 x 400 x 15 mm	2034401



Shelves


Shelves can be inserted into the cupboards. Partly on support wall, partly on telescopic pull-out. They are suitable, for example, for storing sterile containers or also for cellulose in larger containers.

Laminate shelves



Full size, 6 mm high

Dimensions	Item no.
600 x 400 x 6 mm	2264400



Half size, 6 mm high

Dimensions	Item no.
300 x 400 x 6 mm	2234400

Shelves with beaded edge



Full size, 15 mm high

Dimensions	Item no.
600 x 400 x 15 mm	1166032



Half size, 15 mm high


Dimensions	Item no.
300 x 400 x 15 mm	2234401

Melamine shelves



Full size, 12 mm high


Dimensions	Item no.
600 x 400 x 12 mm	2264403



Half size, 12 mm high

Dimensions	Item no.
300 x 400 x 12 mm	2234403

Wire shelves



Full size, 6 mm high

Dimensions	Item no.
600 x 400 x 15 mm For container in DIN size 600 x 300 mm.	2264505




Full size

Dimensions	Item no.
600 x 400 mm For use on telescopic rails, order item 2264502/01 instead.	2264502

Instrument trays – non-dividable

These trays have been specially designed for the transport of soiled instruments and liquid disinfectants. They can be fitted with a lid.

PPO-Instrument trays



Full size, 100 mm high

Dimensions	Item no.
600 x 400 x 100 mm	2064610



Full size, 200 mm high

Dimensions	Item no.
600 x 400 x 200 mm	2064620



Full size, 280 mm high

Dimensions	Item no.
600 x 400 x 280 mm	2064628



Half size, 100 mm high

Dimensions	Item no.
300 x 400 x 100 mm	2034311



Half size, 200 mm high

Dimensions	Item no.
300 x 400 x 200 mm	2034321


Accessories

PPO-Lids for Instrument trays




Full size, 15 mm high

Dimensions	Item no.
600 x 400 x 15 mm Lid tray for boxes 2064610 / 2064620 / 2064628	2064302



Half size, 15 mm high

Dimensions	Item no.
300 x 400 x 100 mm Lid tray for boxes 2034311 / 2034321	2034302



Half size, 10 mm high

Dimensions	Item no.
300 x 400 x 10 mm Lid tray for boxes 2034311 / 2034321	2034303

Wire baskets

Autoclave baskets (stackable/nestable)



Full size, 100 mm high

Dimensions	Item no.
600 x 400 x 100 mm Mesh size approx. 50 x 50 mm	2464581



Full size, 130 mm high

Dimensions	Item no.
600 x 400 x 130 mm Mesh size approx. 50 x 50 mm	2464584



Full size, 150 mm high

Dimensions	Item no.
600 x 400 x 150 mm Mesh size approx. 50 x 50 mm	2464585



Full size, 200 mm high

Dimensions	Item no.
600 x 400 x 200 mm Mesh size approx. 50 x 50 mm	2464582



High-temperature resistant trays

Scandinavia, the front runner of healthcare, has sharpened the demands on the disinfection of trays.

Where continuous washing from 70–85 °C and short term at 90 degrees was previously the norm, now new guidelines state, that trays should be disinfected up to at 93–95 °C, to ensure a higher level of cleanliness. Regular trays in ABS-plastic are not able to withstand washing cycles with temperatures above 85 °C for a longer period of time, leaving CSSD departments unequipped to meet the new standards. Our new quality of high heat trays, can resist temperatures of up to 97 °C, making them completely future proof.

The vibrant green colour makes them stand out from other trays, and easy to recognise.

Features

- Heat resistant and washable up to 97 °C
- Perfect cleanliness
- High quality
- Future proof
- ISO modular
- Vibrant green

Heat resistant and washable up to

97°C



Material Properties:

Rigid, durable and impact resistant.
A smooth surface finish and structurally stable

Temperature:

Max. continuous + 97 °C*

Chemical tolerance:

Withstands some weak acid, bases, oil and fats.
Avoid solvents.

Cleaning:

In automatic washing machines* and with most common detergents and disinfectants on the market.

Material Properties are obtained from our suppliers. This must be considered as a guide and no responsibility can be accepted by ScanModul® for errors and omissions. You can obtain further technical information by approaching ScanModul® directly or one of our representatives.

**Avoid high temperatures and longer delays in washing machines than the suggested figures above.*

SMS-Lid



Full size, 15 mm high

Dimensions	Item no.
600 x 400 x 15 mm	2064801



Half size, 15 mm high

Dimensions	Item no.
300 x 400 x 15 mm	2034801

SMS-Tray



Full size, 100 mm high

Dimensions	Item no.
600 x 400 x 100 mm	2064810



Full size, 200 mm high

Dimensions	Item no.
600 x 400 x 200 mm	2064820



Half size, 100 mm high

Dimensions	Item no.
300 x 400 x 100 mm	2034810



Half size, 200 mm high

Dimensions	Item no.
300 x 400 x 200 mm	2034820

Preconfigured modular inserts

The inserts are available in various sizes. Instruments and other items can be stored in their own individual inserts, depending on their sizes, which prevents them from getting mixed up with other items. The inserts can be removed individually, which allows for quick and easy removal. Just like the modules, the inserts are temperature-resistant up to + 70 °, briefly up to + 90 °.

ABS-Moduls with inserts



Full size, 50 mm high

Dimensions

600 x 400 x 50 mm
9 x Insert 340 x 55 x 50 mm

Item no.

SM-SUB-01



Full size, 50 mm high

Dimensions

600 x 400 x 50 mm
6 x Insert 240 x 110 x 50 mm
1 x Insert 340 x 55 x 50 mm

Item no.

SM-SUB-02



Full size, 50 mm high

Dimensions

600 x 400 x 50 mm
12 x Insert 240 x 55 x 50 mm
1 x Insert 340 x 55 x 50 mm

Item no.

SM-SUB-03



Full size, 100 mm high

Dimensions

600 x 400 x 100 mm
4 x Insert 340 x 110 x 100 mm
1 x Insert 340 x 55 x 100 mm

Item no.

SM-SUB-04



Full size, 50 mm high

Dimensions

600 x 400 x 50 mm
3 x Insert 550 x 110 x 50 mm

Item no.

SM-SUB-05



Full size, 50 mm high

Dimensions

600 x 400 x 50 mm
12 x Insert 120 x 110 x 50 mm
1 x Insert 340 x 55 x 50 mm

Item no.

SM-SUB-06



M > a b

Full size, 50 mm high

Dimensions	Item no.
600 x 400 x 50 mm 6 x Insert 550 x 55 x 70 mm	SM-SUB-07



M > a b

Full size, 50 mm high

Dimensions	Item no.
600 x 400 x 50 mm 1 x Insert 340 x 55 x 50 mm 8 x Insert 240 x 55 x 50 mm 2 x Insert 240 x 110 x 50 mm	SM-SUB-08



Modular inserts

ABS-Inserts



Dimensions	Item no.	Item no. of corresponding dividers
50 x 50 x 45 mm, light grey	2162202	
100 x 50 x 45 mm, light grey	2162204	
120 x 110 x 50 mm, light grey	2162210	2162207
170 x 75 x 50 mm, light grey	2162206	2162205
240 x 55 x 50 mm, light grey	2162220	
240 x 110 x 50 mm, light grey	2162212	2162207
240 x 110 x 50 mm, yellow	2162212G	2162207
240 x 55 x 100 mm, light grey	2162222	
240 x 110 x 100 mm, light grey	2162218	2162207
240 x 110 x 100 mm, yellow	2162218G	2162207
340 x 55 x 50 mm, light grey	2162228	
340 x 110 x 50 mm, light grey	2162224	2162207
340 x 55 x 100 mm, light grey	2162230	
340 x 110 x 100 mm, light grey	2162226	2162207
550 x 110 x 50 mm, light grey	2162242	2162207
550 x 55 x 70 mm, light grey	2162240	
850 x 110 x 50 mm, light grey	2162244	2162207

ABS-Inserts – autoclavable, transparent



Dimensions	Item no.	Item no. of corresponding dividers
120 x 110 x 50 mm, max. 125 °C	2162209	2162207
240 x 110 x 50 mm, max. 125 °C	2162214	2162207
340 x 110 x 50 mm, max. 125 °C	2162225	2162207

Accessories



PPO

Partitions and suspension rails for inserts


Dimensions	Item no.
110 mm width	2162207



PPO

Partitions and suspension rails for inserts

Dimensions	Item no.
70 mm width	2162205




PC

PC-Transparent lids for inserts

Dimensions	Item no.
240 x 120 mm	2162215
240 x 120 mm with cut out	2162215F

Preconfigured trays for medicine


Inserts for medicine



M > a b

Full size tray with slots for cards and inserts, 50 mm high


Description	Item no.
Tray 600 x 400 x 50 mm Transparent insert with 20 compartments. Each has 4 recessed holes for medicine cups.	2862734



$\frac{M}{2}$ > a c d

Half size tray with slots for cards and inserts, 50 mm high

Description	Item no.
Tray 300 x 400 x 50 mm Transparent insert with 8 compartments. Each compartment has 4 recessed holes for medicine cups.	2862704



$\frac{M}{2}$ > a c d

Half size tray with insert for cards and inserts, 50 mm high

Description	Item no.
Tray 300 x 400 x 50 mm Transparent insert with 15 compartments.	2862700

Trays with slots for insertion



M > a b

Full size tray with slots for insertion (credit-card size labels), 50 mm high

Description	Item no.
Tray 600 x 400 x 50 mm	2862720
Sections for 4 modular inserts 340 x 110 x 50 mm	2162224
Sections for 4 modular inserts 340 x 110 x 100 mm	2162226



M > a b

Full size tray with medicine dispenser, 50 mm high

Description	Item no.
Tray 600 x 400 x 50 mm	2862722
Medicine dispenser	2162206
Partitions for medicine dispenser 170 x 75 x 50 mm, 2 x 7 Pcs.. = 14 inserts per tray	2162205

Tray with lid for medication transport



M > a b

Full size tray with lid for medication transport, 200 mm high

Description	Item no.
Tray 600 x 400 x 200 mm	2064220
Lid 600 x 400 x 200 mm	2064201
Sealing device blue, single	1964674

Inserts for medicine

UNI-boxes



UNI-boxes with handle

Dimensions	Item no.
340 x 80 x 70 mm	2862760
340 x 120 x 70 mm	2862758



UNI-boxes with lid

Dimensions	Item no.
340 x 80 x 70 mm	2862760L
340 x 120 x 70 mm	2862758L



Partitions for UNI-boxes

Dimensions	Item no.
80 mm	2862760L
80 mm crosswise	2862762
120 mm	2862758L
120 mm crosswise	2862759

UNI-boxes stock solutions



M > a b

Stand**Description**

Stands are available in different versions. Can be inserted either in (A) 400 mm or (B) 600 mm position, The stand shown is in a (B) 600 mm insertion.

UNI-boxes must be ordered separately.

Dimensions	Item no.
3 shelves for 18 UNI-boxes 600 x 400 x 350 mm	4180033
2 shelves for 12 UNI-boxes 600 x 400 x 250 mm	4180032
1 shelf for 6 UNI-boxes 600 x 400 x 150 mm	4180031




M > a b

Tray**Dimensions**

600 x 400 x 50 mm
6 Pcs.. UNI-box, 340 x 80 x 70 mm
(Credit-card size label slots)

Item no.

2862724

**Rail for suspension of UNI-boxes****Dimensions**

600 mm long, grey

Item no.

2862763

Accessories

**Locking****Dimensions**

80 x 65 x 25 mm plate with a hole for locking the box and lid together.

Item no.

1964806

Accessories for baskets and trays




Safety stops

Description	Item no.
Safety stops for baskets, 2 parts, blue. Are used to prevent modules from falling when they are fully extended out of cabinets, racks or trolleys. To be used with ScanModul® side-panels.	1961870



T-piece

Description	Item no.
The T-piece secures the smaller "snapped off" sections of the partitions.	2064266



Partition lock

Description	Item no.
Fixation for divider	2364259




Listholder

Description	Item no.
DIN A4 selbstklebend	9019050
DIN A3 selbstklebend	9019051
DIN A4 magnetisch	9019052
DIN A5 magnetisch	9019053




Security clips and sealing arrows

Description	Item no.
Security clips for boxes and lids	1964680
Sealing arrow, red	1964675
Sealing arrow, blue	1964676



Full size basket liners

Description	Item no.
Suitable for baskets 600 x 400 x 100 mm	2364260
Suitable for baskets 600 x 400 x 200 mm	2364261



Half size basket liners

Description	Item no.
Suitable for baskets 300 x 400 x 100 mm and 300 x 400 x 200 mm	2334260




Wall rails


Description	Item no.
600 mm for 100 mm high modules, blue. For suspending at an angle	2064290
600 mm for 100 mm high modules, blue. For suspending horizontally	2064292

Labeling System

With the labeling system the stored products can be clearly marked. The labels can be fixed on all modules, baskets and dividers at each stage of the supply circuit.




Label holders



Label holder without cover, vertical

Description	Item no.
Max label size of 57 x 38 mm blue	1961790
Max label size of 57 x 38 mm white	1961700



Label holder without cover, horizontal

Description	Item no.
Max label size of 57 x 38 mm blue	1961795
Max label size of 57 x 38 mm white	1961705



Label holder with insertion slot for labels in credit-card size

Description	Item no.
Blue label holder	1961810

Related labels, credit-card size	Item no.
85 x 54 mm red	1961811
85 x 54 mm blue	1961812
85 x 54 mm green	1961813
85 x 54 mm white	1961814
85 x 54 mm yellow	1961817
85 x 54 mm cover clear	1961816



Label holder without cover, angled pos.

Description	Item no.
Max label size of 57 x 38 mm blue	1961805

Labeling accessories



Transparent cover for label holder

Description	Item no.
Transparent cover	1961804
Transparent cover Room for extra label on cover	1961802

For labels in max. size 57 x 38 mm

Related card for label holder	Item no.
55 x 38 x 0,5 mm white	1961825



Alu-profile for label holders

Description	Item no.
Alu-profile for label holders, 355 mm for A-Type cabinets	1964857
Alu-profile for label holders 555 mm for B-Type cabinets	1964858
End stop for clip holder	1964851
Center support recommended, when length is more than 1000 mm	1964852

Any other length on request.



Adhesive holder for cards

Description	Item no.
Length 330 mm, height 28 mm, for cabinet widths up to 400 mm	1961821
Length 550 mm, height 28 mm, for cabinet widths up to 600 mm	1961822
Length 1000 mm, height 28 mm	1961824

Organising

The innovative and intelligent SCANSlide system simplifies inventory management of goods and consumables, both when using ScanModul's NoCount® supply principle and when using other stockkeeping methods, on shelves in shelving systems.

By simply moving the two signal transmitters and thereby changing the release of the RED, GREEN or YELLOW signal field, the stock status of the stock item, the need for a reorder as well as the needs assessment that has already taken place is displayed.

SCANSlide is available in two versions and can be used in combination with ScanModul® label clips as well as self-adhesive.



Handles on modules to be inserted in either ScanCell® trolleys, open steel trolleys, transport trolleys or cabinets.

SCANslide system

**Clip-on-version**

Dimensions	Item no.
46,6 x 31,3 x 8,3 mm	1961840

**Self adhesive**


Dimensions	Item no.
41 x 32 x 6 mm	1961841



a d

Handles with stop 400 mm

Dimensions	Item no.
400 mm grey	1961880
400 mm dark blue	1961881
400 mm yellow	1961882
400 mm red	1961883
400 mm green	1961884
400 mm light blue	1961885



b

Handles with stop 600 mm

Dimensions	Item no.
600 mm grey	1961890
600 mm dark blue	1961891
600 mm yellow	1961892
600 mm red	1961893
600 mm green	1961894
600 mm light blue	1961895



M > a b

Full size tray with attachment for A4 suspension files

Dimensions	Item no.
600 x 400 x 200 mm	4180004



M/2 > a c d

Half size tray with attachment for A4 suspension files

Dimensions	Item no.
300 x 400 x 200 mm	4180006

Wall panels and telescopic rails

VarioTilt panel



Top 5 features

- Injection moulded panel for horizontal insert
- Fitted with built-in stop-function
- This panel allows the modules to be pulled out and tilted for better access
- Removable relief wheels can be mounted in the front edge of the panel for safe and easy extension of modules storing heavy products
- Max. load of 20 kg per insert

a

VarioTilt Panel-Set

Dimensions	Item no.
1875 x 570 mm - Set	18S41977
1125 x 570 mm - Set	18S43907
1005 x 570 mm - Set	18S43908
750 x 570 mm - Set	18S42907
630 x 570 mm - Set	49/18S42908

b

VarioTilt Panel-Set

Dimensions	Item no.
1875 x 570 mm - Set	18S61977
1875 x 570 mm - Set	18S63907
1875 x 570 mm - Set	18S63908
1875 x 570 mm - Set	18S62907
1875 x 570 mm - Set	18S62908
520 x 370 mm - Set	18S64097

d

VarioTilt Panel-Set

Dimensions	Item no.
520 x 270 mm - Set	18S44908

a

VarioTilt Panel – 1 Pcs.

Dimensions	Item no.
375 x 570 mm	1870020
255 x 570 mm	1870022
145 x 570 mm	1870021

b

VarioTilt Panel – 1 Pcs.

Dimensions	Item no.
375 x 370 mm	1870010
255 x 370 mm	1870012
145 x 370 mm	1870011

d

VarioTilt Panel for wallcabinet

Dimensions	Item no.
350 x 270 mm right	1870041
350 x 270 mm left	1870042
145 x 270 mm right	1870045
145 x 270 mm left	1870046

Accessories panels



Stop-clip

Description	Item no.
Stop-clip, blue	1961870



Relief wheel

Description	Item no.
Relief wheel, single	1869970

Telescopic rails and frames


Description	Dimensions	Item no.
Telescopic rails (set) for perforated rails, 50 kg	600 mm	1867310
Telescopic rails (set) for perforated rails, 50 kg	400 mm	1867303
Telescopic rails (set) for fixed mounting	600 mm	1867321
Telescopic rails (set) for fixed mounting	400 mm	1867302
Telescopic rails (set) extendable on both sides for perforated rails	600 mm	1867298
Telescopic rails (set) for fixed mounting, 40 kg, Softclose	600 mm	78101063670
Telescopic rails (set) for fixed mounting, 40 kg, Softclose	400 mm	78101063666
Recording frame for telescopic rails	400 / 600 mm	1166060
Pull-out-frame for A-Type	600 mm	78101004060/01
Pull-out-frame for B-Type	400 mm	78101006040/01
Pull-out-frame for D-Type	400 mm, halfmodule	78101003040/01
Pull-out-frame for B-Type	450 mm	78101006040/02/S
Inner width of 420 mm / 620 mm necessary		
Pull-out-frame for A-Type incl. telescopic rails	600 mm	78102004060
Pull-out-frame for B-Type incl. telescopic rails	400 mm	78102006040

Telescopic rails and perforated rails

Description	Dimensions	Item no.
Perforated rails, stainless steel	1900 mm	1864653
Perforated rails, stainless steel	1550 mm	1864654
Perforated rails, stainless steel	900 mm	1864655
Perforated rails, stainless steel	650 mm	1864656
Perforated rails, steel galvanized	1900 mm	1864653/01
Perforated rails, steel galvanized	1550 mm	1864654/01
Perforated rails, steel galvanized	900 mm	1864655/01
Perforated rails, steel galvanized	650 mm	1864656/01
Shelfsupport for perforated rails		49102000

Storage of catheters

Frames



b

Frame with 4 rails for suspending catheter holders

Dimensions	Item no.
400 x 600 mm	1867331




a

Frame with 6 rails for suspending catheter holders

Dimensions	Item no.
600 x 400 mm	1867330

Catheter box holder



a

Catheter box holder in panels for VarioTilt and ScanCell®

Dimensions	Item no.
485 mm height	1867710A
635 mm height	1867712A
785 mm height	1867714A

b

Catheter box holder in panels for VarioTilt and ScanCell®

Dimensions	Item no.
485 mm height	1867710B
635 mm height	1867712B
785 mm height	1867714B

Catheter holder



Catheter holder


Dimensions	Item no.
550 x 110 x 50 mm	1867372
850 x 110 x 50 mm	1867373



Catheter box with lid and hook for utility rail for ScanCell®

Dimensions	Item no.
550 mm	1867372
850 mm	1867373

Storage of catheters – hanging



Hook pull-out

Description

Hook pull-out for hanging storage of catheters with flexible attachable powder coated hooks.

Telescopic rails attached to melamine shelf.
Can be used as desired in support walls.

Dimensions	Hook pull-out	Flexible hooks	Item no.
400 x 600 mm	Crosswise insertion	1 x 14	1867580
400 x 600 mm	Crosswise insertion	2 x 14	1867581
400 x 600 mm	Crosswise insertion	3 x 14	1867582
400 x 600 mm	Lenghtwise insertion	1 x 20	1867583
400 x 600 mm	Lenghtwise insertion	2 x 20	1867584
Hook single		1	1867589



Hook pull-out

Description

Hook pull-out for hanging catheter storage with fixed stainless steel hooks.

Telescopic rails attached to melamine shelf.
Can be used as desired in support walls.

Dimensions	Hook pull-out	Fixed hooks	Item no.
400 x 600 mm	Crosswise insertion	1 x 14	1867590
400 x 600 mm	Crosswise insertion	2 x 14	1867591
400 x 600 mm	Crosswise insertion	3 x 14	1867592
400 x 600 mm	Lenghtwise insertion	1 x 20	1867593
400 x 600 mm	Lenghtwise insertion	2 x 20	1867594

Catheter box

The ScanModul® – Catheter box allows easy and flexible access to the catheter – for example directly on the medical trolley. Furthermore, the box is also extremely flexible with regards to the division of the interior and thus offers an interesting extension to standard catheter storage.



*Hinged lid for
safe and hygienic
storage*



*Variable division
for different
catheters –
simple and
flexible storage*

Hygienic storage

The ScanModul® – Catheter box fulfills the DIN 58593 and thus allows the practical storage of catheters. The cover of the box ensures maximum hygiene and it is easy to clean the box at any time. A safe and hygienic storage is ensured thanks to these features.

Catheter accessible at any time

Catheter of different sizes and lengths can be stored easily in the ScanModul® Catheter box thanks to adjustable shelves and the variable interior division thanks to movable dividers.

The ScanModul® Catheter box can be fastened in a variety of ways – e.g. directly at the medical trolley or wall rails. No tools are required for assembly which can be completed in seconds.



Catheter box

Description

Housing back, hinged lid, shelves and bottom:	Full plastic polyethylen HDPE
Grey Housing front (U-shaped):	Plastic PMMA,
Transparent interior division:	Plastic PMMA, grey

Dimensions	Number of dividers	Number of compartments	Item no.
200 x 78 x 700 mm	4	5	1867400
200 x 78 x 700 mm	3	4	1867401
200 x 78 x 500 mm	3	4	1867402
200 x 78 x 500 mm	2	3	1867403
200 x 78 x 500 mm	1	2	1867404

Storage of sterile goods

Version 1

Stainless steel grid base for STE containers in combination with telescopic full-extension slides

Container storage on telescopic full-extension slides to accommodate sterile goods containers, in STE format, in tall and base cabinets.

The U-shaped stainless steel grid shelves for STE containers are placed on telescopic pull-outs that can be adjusted in height without tools. The telescopic pull-outs are hooked into the perforated rails.

Alternatively, these mesh shelves can also be inserted into our support wall.

By using StopClips, unintentional slipping out is avoided.

Version 1 – Storage of sterile goods

Description	Item no.
Telescopic full-extension rail (pair), 600 mm for perforated rails, loadable up to 50 kg	1867310
Stainless steel grid bottom for STE container 600 x 400 mm for telescopic full extension slides	2264505
Perforated rails 1900 mm (4 pieces per cabinet necessary)	1864653
Perforated rails 1550 mm (4 pieces per cabinet necessary)	1864654
Perforated rails 900 mm (4 pieces per cabinet necessary)	1864655
Perforated rails 650 mm (4 pieces required per cabinet)	1864656

Other versions are available on request.

Benefits:

- Simple and flexible handling
- Safe and hygienic storage
- Universal use, also for STE-units
- 4 different versions



Version 2


Closed stainless steel bottom in combination with telescopic full extension slides

Container storage on telescopic full-extension slides to accommodate sterile goods containers, in STE and ISO format, in tall and base cabinets. The closed stainless steel shelves are placed on telescopic slides that can be adjusted in height without tools. The telescopic slides are hooked into the perforated rails.

Version 2 – Storage of sterile goods

Description	Item no.
Telescopic full-extension rail (pair), 600 mm for perforated rail, loadable up to 50 kg	1867310
Stainless steel shelf 600x400 mm for telescopic full extension slides	49106677
Perforated rail 1900 mm (4 pieces per cabinet necessary)	1864653
Perforated rail 1550 mm (4 pieces per cabinet necessary)	1864654
Perforated rail 900 mm (4 pieces per cabinet necessary)	1864655
Perforated rail 650 mm (4 pieces required per cabinet)	1864656

Other versions are available on request.



Version 3

Closed stainless steel bottom (perforated) in combination with telescopic full extension slides

Container storage on telescopic full-extension slides to accommodate sterile goods containers, in STE and ISO format, in tall and base cabinets. The stainless steel shelves (perforated) are placed on telescopic slides that can be adjusted in height without tools. The telescopic slides are hooked into the perforated rails.

Version 3 – Storage of sterile goods

Description	Item no.
Telescopic full-extension rail (pair), 600 mm for perforated rail, loadable up to 50 kg	1867310
Stainless steel shelf, perforated 600x400 mm for telescopic full extension slides	2264507
Perforated rail 1900 mm (4 pieces per cabinet necessary)	1864653
Perforated rail 1550 mm (4 pieces per cabinet necessary)	1864654
Perforated rail 900 mm (4 pieces per cabinet necessary)	1864655
Perforated rail 650 mm (4 pieces required per cabinet)	1864656

Other versions are available on request.



Storage of sterile goods

Version 4

Closed HPL solid core bottom with recessed grip at the bottom in combination with telescopic full extension slides

Container storage on telescopic full-extension slides to accommodate sterile goods containers, in STE and ISO format, in tall and base cabinets.

The closed HPL solid-core shelves with recessed grip are placed on telescopic pull-outs that are height-adjustable without tools. The telescopic pull-outs are inserted into the perforated rails. The corresponding holes for placing on our telescopic full-extension slides are not continuous, so the top surface is smooth and therefore easy to clean. A recessed grip on the underside of the base makes it easier to pull out.

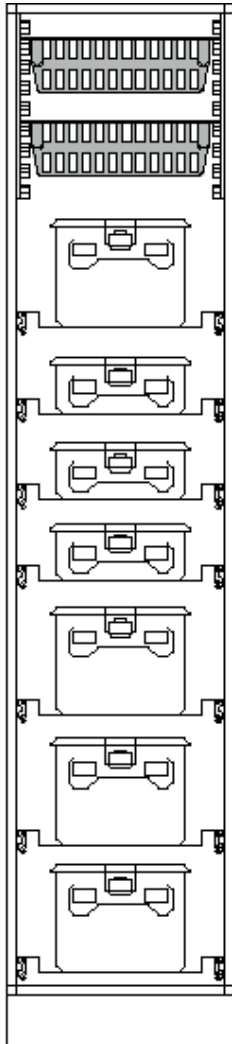


Version 4 – Storage of sterile goods

Description	Item no.
Telescopic full-extension rail (pair), 600 mm for perforated rail, loadable up to 50 kg	1867310
HPL solid core shelf 600 x 400 x 13mm with recessed grip for telescopic full extension slides	226405-S
Perforated rail 1900 mm (4 pieces per cabinet necessary)	1864653
Perforated rail 1550 mm (4 pieces per cabinet necessary)	1864654
Perforated rail 900 mm (4 pieces per cabinet necessary)	1864655
Perforated rail 650 mm (4 pieces required per cabinet)	1864656

Other versions are available on request.





Example module equipment

Components	Item no.
Beam wall segment VarioKipp 375 x 570 mm	1870020
ABS-Basket 600 x 400 x 100 mm	2364251
ABS-Divider 600 x 100 mm	2364254
ABS-Divider 400 x 100 mm	2364253
StopClip	1961870
Sliding roller	1869970
Perforated rail 1550 mm (4 pieces per cabinet necessary)	1864654
Telescopic full-extension rail (pair), 600 mm for perforated rail, loadable up to 50 kg	1867310
Stainless steel grid base for STE containers 600x400 mm for telescopic full extension slides	2264505

Corresponding individual modular cabinets or complete cabinet systems made of wood, sheet steel or stainless steel on request.

ScanCell®

The high quality mobile storage solution

ScanCell® is our range of high quality mobile storage solutions that utilises our modular system of trays and baskets. The ScanCell® range is fully customisable and has a wide range of clever accessories which create a wealth of design combinations. ScanCell® products are built from high-quality materials which have been carefully selected to meet rigorous durability targets and strict hygiene criteria.

Key Benefits

- **Flexible**
Highly customizable to meet specific job functions and needs
- **Light weight**
Light weight trolleys for easy handling
- **Ergonomic**
Job specific trolleys ensure an improved work environment
- **Easy**
High quality swivel wheels for increased maneuverability
- **Modular**
Is fully compatible with other ScanModul® products.



*ScanCell® Trolley with
telescopic drawers.
Type B-M075.
Item no. 40622550*

The ScanCell® System

The mobility of ScanCell® trolleys enables easier work processes for treatment procedures and greater access to surrounding areas when cleaning. ScanCell® is without a doubt the flagship within mobile storage solutions and we are not surprised that it has been a consistent source of inspiration for many manufactures.



Building on our ISO certified modular system for trays and baskets, you can customise your own trolley from four easy steps.

1. **Choose a front for the trolley.**
2. **Determine the trolley's dimensions.**
3. **Configure the trolley with trays and baskets.**
4. **Improve the trolley with our wide selection of accessories.**

Please see the following page for a simplified overview. The ScanCell® series provides full flexibility in customising a product to meet your criteria and needs, whilst being fully integrated in the overall modular system. With more than 5,000,000 combinations possible ScanCell® offers you a one stop mobile storage solution from the central storage function to the point of usage.

With the ScanCell® system we have catered to all your needs for mobile storage. Each trolley is fitted with four high quality swivel wheels for increased maneuverability. ScanCell® products are built from high-quality materials which have been carefully selected to meet rigorous durability targets and strict hygiene criteria.

The mobile and customisable ScanCell® trolleys enables easier work processes for treatment procedures and better access to surrounding areas when cleaning.

More Information

Our consultants are available to guide you through our full product range and design specific solutions for your unique storage and logistical needs.



Top 6 features for ScanCell®

- ScanCell® fully integrates with our modular system
- Equipped with 4 swivel wheels (2 with brakes)
- Hygienic and ergonomic design
- Available in different colours
- Lightweight
- VARIO™ side panels that can be used with relief wheels and safety stops

The ScanCell® System

a

Three furniture dimensions

To make our trolleys as flexible as possible, the ScanCell® trolleys are available in 3 different sizes.

b

In this way, all possible variants of use can be made possible. The use of our modular system is supported in a unique and meaningful way.

d

Six furniture heights



M60

8 insertion units*
Height: 905 mm

M75

10 insertion units*
Height: 1055 mm

M90

12 insertion units*
Height: 1205 mm

M120

16 insertion units*
Height: 1503 mm

M150

20 insertion units*
Height: 1803 mm

M180

24 insertion units*
Height: 2050 mm

Five heights of insertion units



1 unit insertion
Height: 15 mm

1 unit insertion
Height: 50 mm

2 unit insertion
Height: 100 mm

3 unit insertion
Height: 200 mm

4 unit insertion
Height: 280 mm

*For trolleys with Roller Door, 1 unit less.

The ScanCell® System

Seven door options

7 possible door options allow you to equip your trolley in such a way that it fits best for your personal area of application. Whether with doors, glass doors, drawers, roller shutters or simply open – you have the choice.



1. Open front

Open access to the trolley.



2. Hinged doors

High quality hinges. Door also available with glass inserts.



3. Glass doors

High quality hinges. Door also available with glass inserts.



4. Roller door

Can be equipped with brackets for removing roller door when cleaning the trolley.



5. Telescopic drawers

Smooth telescopic runners allowing for 110% extraction of the drawer for excellent accessibility.



6. Vario drawers

The handle is attached directly on the modular tray for easy removal of the drawer.



7. Monoblock drawers

Drawers with seamless handles, the trolley with a clear and pure design.

Pre-configured ScanCell®



Open front

b
Order number: PC40611100

Description	External Dimensions	Item no.
Trolley Type B-M060	H 905 x W 662 x D 494 mm	40611100

Items included	Height	Pcs.	Item no.
Basket for partition, PC	100 mm	1	2364451
Basket for partition, PC	200 mm	2	2364452
Partition, PC, 600 mm L	50 mm	1	2364454
Partition, PC, 400 mm L	100 mm	1	2364453
Partition, PC, 600 mm L	200 mm	2	2364456
Partition, PC, 400 mm L	200 mm	2	2364455
Safety Stops		6	1961870

b
Order number: PC40613100

Description	External Dimensions	Item no.
Trolley Type B-M090	H 1205 x W 662 x D 494 mm	40613100

Items included	Height	Pcs.	Item no.
Tray for partition, ABS	50 mm	1	2064206
Tray for partition, ABS	100 mm	4	2064211
Tray, ABS	200 mm	1	2064220
Partition, PMMA, 600mm L	50 mm	1	2064271
Partition, PMMA, 400mm L	50 mm	3	2064270
Partition, ABS, 600mm L	100 mm	4	2364254
Partition, ABS, 400mm L	100 mm	8	2364253
Safety Stops		12	1961870
Roller support wheels		2	1869970



Roller doors

b

Order number: PC40655100D

Description	External Dimensions	Item no.
Trolley Type B-M150	H 1803 x W 662 x D 494 mm	PC40655100D

Items included	Height	Pcs.	Item no.
Basket for Partition, PC	100 mm	6	2364451
Basket for Partition, PC	200 mm	2	2364452
Partition, PC, 600mm L	100 mm	6	2364454
Partition, PC, 400mm L	100 mm	6	2364453
Partition, PC, 600mm L	200 mm	2	2364456
Partition, PC, 400mm L	200 mm	2	2364455
Safety Stops	16		1961870



Right hinged door

a

Order number: PC40475101

Description	External Dimensions	Item no.
Trolley Type A-M150	H 1803 x W 462 x D 706 mm	40475101

Items included	Height	Pcs.	Item no.
Tray for partition, PC	50 mm	2	2064407
Tray for partition, PC	100 mm	2	2064412
Basket for partition, ABS	100 mm	2	2364251
Basket for partition, ABS	200 mm	1	2364252
Tray, ABS	200 mm	1	2064220
Partition, PMMA, 600mm L	50 mm	2	2064271
Partition, PMMA, 400mm L	50 mm	6	2064270
Partition, PC, 600mm L	100 mm	2	2364454
Partition, PC, 400mm L	100 mm	4	2364453
Partition, ABS, 600mm L	100 mm	2	2364254
Partition, ABS, 400mm L	100 mm	4	2364253
Partition, ABS, 600mm L	200 mm	1	2364256
Partition, ABS, 400mm L	200 mm	2	2364255
Safety stops		16	1961870
Roller support wheels		4	1869970

Pre-configured ScanCell®



Vario drawers

b
Order number: PC40641500

Description	External Dimensions	Item no.
Trolley Type B-M060	H 905 x W 662 x D 494 mm	40641500

Items included	Height	Pcs.	Item no.
Tray for partition, ABS	50 mm	1	2064206
Tray for partition, ABS	100 mm	2	2064211
Tray, ABS	200 mm	1	2064220
Partition, ABS, 600 mm L	100 mm	2	2364254
Partition, ABS, 400 mm L	100 mm	2	2364253
Partition, ABS, 600 mm L	200 mm	2	2364256
Partition, ABS, 400 mm L	200 mm	2	2364255
Safety Stops		8	1961870



Telescopic drawers

b

Order number: PC40621500

Description	External Dimensions	Item no.
Trolley Type B-M060	H 905 x W 662 x D 494 mm	40621500

Items included	Height	Pcs.	Item no.
Tray for partition, PC	50 mm	1	2064407
Basket for partition, PC	100 mm	2	2364451
Basket for partition, PC	200 mm	1	2364452
Partition, PC, 600 mm L	100 mm	2	2364454
Partition, PC, 400 mm L	100 mm	2	2364453
Partition, PC, 600 mm L	200 mm	2	2364456
Partition, PC, 400 mm L	200 mm	2	2364455

b

Order number: PC40622500

Description	External Dimensions	Item no.
Trolley Type B-M075	H 1055 x W 662 x D 494 mm	40622500

Items included	Height	Pcs.	Item no.
Tray for Partition, PC	50 mm	1	2064407
Basket for partition, PC	100 mm	3	2364451
Basket for partition, PC	200 mm	1	2364452
Partition, PC, 600 mm L	100 mm	3	2364454
Partition, PC, 400 mm L	100 mm	3	2364453
Partition, PC, 600 mm L	200 mm	1	2364456
Partition, PC, 400 mm L	200 mm	1	2364455

Pre-configured ScanCell®



Syringe cart

b
Order number: PC40621511/01

Description	External Dimensions	Item no.
Trolley Type B-M060 with 4 telescopic drawers	H 905 x W 662 x D 494 mm	40621511/01

Items included	Height	Pcs.	Item no.
Tray, ABS	50 mm	1	2064206
Tray, ABS	100 mm	2	2064211
Tray, ABS	200 mm	1	2064220
Gallery-top		1	4116022
Utility rail for attachment on sides		2	4120101
Holder for disposable gloves		1	4130048
Hazardous waste container and holder, complete set		1	4130020
12L bin and holder, complete set		1	4140010
Up-stand for Type B trolley		1	4150060
4 bin cassette		1	4150074
5 bin cassette		1	4150075
6 bin cassette		1	4150076
Hook, attached on the back side		1	4120200



Crash cart

b
Order number: PC40621515/01

Description	External Dimensions	Item no.
Trolley Type B-M060 with 4 telescopic drawers	H 905 x W 662 x D 494 mm	40621515/01

Items included	Height	Pcs.	Item no.
Tray, ABS	50 mm	1	2064206
Tray, ABS	100 mm	2	2064211
Tray, ABS	200 mm	1	2064220
Gallery-top		1	4116022
Utility rail for 3 sides		1	4120108
Holder for disposable gloves		1	4130048
Hazardous waste container and holder		1	4130020
12L bin and holder, complete set		1	4140010
Infusion stand with 2 hooks		1	4130011
Bracket for infusion stand		1	4130010
Holder for oxygen cylinder		1	4130054
Holder for outlet strip		1	4130062
Outlet strip for 6 plugs. (Grounded)		1	4130062/00
Bow door with holder for sealing device		1	4170101
Resuscitation plate attached on the rear-side of the trolley		1	4120222
2 hooks, attached on the back side		1	4120220
Revolving arm for monitor		1	4150142



Anaesthesia cart

b

Order number: PC40621513/01

Description	External Dimensions	Item no.
Trolley Type B-M060 with 4 telescopic drawers	H 905 x W 662 x D 494 mm	40621513/01

Items included	Height	Pcs.	Item no.
Tray, ABS	50 mm	1	2064206
Tray, ABS	100 mm	2	2064211
Basket, ABS	200 mm	1	2364252
Gallery-top		1	4116022
Utility rail for attachment on sides		2	4120101
Holder for disposable gloves		1	4130048
Hazardous waste container and holder, complete set		1	4130020
12L bin and holder, complete set		1	4140010
Infusion stand with two hooks		1	4130011
Bracket for infusion stand		1	4130010
Up-stand for Type B trolley		1	4150061
4 bin cassette		1	4150074
5 bin cassette		1	4150075



Treatment cart

b

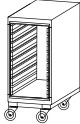

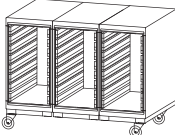
Order number: PC40622510/01

Description	External Dimensions	Item no.
Trolley Type B-M075 with 5 telescopic drawers	H 1055 x W 662 x D 494 mm	40622510/01



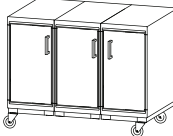
Items included	Height	Pcs.	Item no.
Tray, ABS	50 mm	1	2064206
Tray, ABS	100 mm	3	2064211
Tray, ABS	200 mm	1	2064220
Gallery-top		1	4116022
Utility rail for attachment on sides		2	4120101
Holder for disposable gloves		1	4130048
Hazardous waste container and holder, complete set		1	4130020
12L bin and holder, complete set		1	4140010
Hook attached on the back side		1	4120200

Type a – trolleys overview



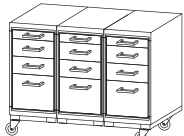
Open front

Name	Description	Width	Depth	Height	Type	Item no.
a ScanCell® trolley 	Open with Vario panels	462 mm	706 mm	905 mm	A-M060	40411100
				1055 mm	A-M075	40412100
				1205 mm	A-M090	40413100
				1503 mm	A-M120	40414100
				1803 mm	A-M150	40415100
a a Double ScanCell® trolley 	Open with Vario panels	924 mm	706 mm	905 mm	AA-M060	40811100
				1055 mm	AA-M075	40812100
				1205 mm	AA-M090	40813100
				1503 mm	AA-M120	40814100
				1803 mm	AA-M150	40815100
a a a Triple ScanCell® trolley 	Open with Vario panels	1386 mm	706 mm	905 mm	AAA-M060	40911100
				1055 mm	AAA-M075	40912100
				1205 mm	AAA-M090	40913100
				1503 mm	AAA-M120	40914100
				1803 mm	AAA-M150	40915100

With doors


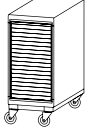



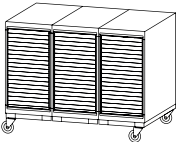
Name	Description	Width	Depth	Height	Type	Item no.
a ScanCell® trolley 	Left hinged door	462 mm	706 mm	905 mm	A-M060	40471102
	Right hinged door			905 mm	A-M060	40471101
	Left hinged door			1055 mm	A-M075	40472102
	Right hinged door			1055 mm	A-M075	40472101
	Left hinged door			1205 mm	A-M090	40473102
	Right hinged door			1205 mm	A-M090	40473101
	Left hinged door			1503 mm	A-M120	40474102
	Right hinged door			1503 mm	A-M120	40474101
	Left hinged door			1803 mm	A-M150	40475102
	Right hinged door			1803 mm	A-M150	40475101
a a Double ScanCell® trolley 	With 2 doors	924 mm	706 mm	905 mm	AA-M060	40861100
				1055 mm	AA-M075	40862100
				1205 mm	AA-M090	40863100
				1503 mm	AA-M120	40864100
				1803 mm	AA-M150	40865100
a a a Triple ScanCell® trolley 	With 3 doors	1386 mm	706 mm	905 mm	AAA-M060	40961100
				1055 mm	AAA-M075	40962100
				1205 mm	AAA-M090	40963100
				1503 mm	AAA-M120	40964100
				1803 mm	AAA-M150	40965100

Telescopic drawers







Name	Number of drawers	Drawers configuration height	Width	Depth	Height	Type	Item no.
 a ScanCell® trolley	5	2x50, 3x100 mm	462 mm	706 mm	905 mm	A-M060	40421550
	4	4x100 mm				A-M060	40421540
	4	1x50, 2x100, 1x200 mm				A-M060	40421500
	5	1x50, 3x100, 1x200 mm			1055 mm	A-M075	40422500
	5	5x100 mm				A-M075	40422550
	6	2x50, 4x100 mm				A-M075	40422560
	10	10x50 mm			1205 mm	A-M075	40422509
	6	1x50, 4x100, 1x200 mm				A-M090	40423500
	6	6x100 mm				A-M090	40423560
	7	2x50, 5x100 mm			A-M090	40423570	
	9	6x50, 3x100 mm			A-M090	40423590	
 a a ScanCell® trolley	L 4 / R 4	L+R: 1x50, 2x100, 1x200 mm	924 mm	706 mm	905 mm	AA-M060	40821500
	L 4 / R 4	L+R: 4x100, 4x100 mm				AA-M060	40821540
	L 8 / R 4	L: 8x50 / R: 4x100 mm				AA-M060	40821540/01
	L 5 / R 5	L+R: 1x50, 3x100, 1x200 mm			1055 mm	AA-M075	40822500
	L 4 / R 4	L+R: 2x200, 2x100 mm				AA-M075	40822540
	L 4 / R 4	L+R: 2x100, 2x200 mm				AA-M075	40822540/02
	L 4 / R 4	L+R: 2x100, 2x200 mm			AA-M075	40822540/03	
	L 4 / R 4	L+R: 1x50, 1x100, 2x200 mm			AA-M075	40821540/03	
	L 2 / R 3	L: 2x300 mm / R: 1x100, 1x200, 1x300 mm			AA-M075	40822540/04	
	L 5 / R 6	L: 1x50, 3x100, 1x200 mm / R: 3x50, 2x100, 1x200 mm			AA-M075	40822550/02	
	L 6 / R 6	L+R: 2x50, 4x100 mm			AA-M075	40822560/01	
	L 5 / R 4	L: 1x50, 3x100, 1x200 mm / R: 1x50, 1x100, 2x200 mm			1055 mm	AA-M075	40822570
	L 4 / R 4	L+R: 1x200, 2x100, 1x200 mm				AA-M075	40822540/01
	L 5 / R 5	L: 1x50, 3x100, 1x200 mm / R: 5x100 mm				AA-M075	40822550/03
	L 6 / R 5	L: 2x50, 4x100 mm / R: 1x50, 3x100, 1x200 mm			AA-M075	40822560/02	
	L 5 / R 4	L: 1x50, 3x100, 1x200 mm / R: 1x50, 1x100, 1x200, 1x300 mm			AA-M075	40822590	
	L 5 / R 5	L+R: 5x100 mm			AA-M075	40822550/04	
	L 4 / R 4	L: 3x100, 1x300 mm / R: 1x50, 1x100, 2x200 mm			AA-M075	40822570/01	
	L 4 / R open, vario	L: 1x200, 2x100, 1x200 mm / R: open, vario			AA-M075	40822540/05	
	L 6 / R 6	L+R: 6x100 mm			1205 mm	AA-M090	40823592
L 6 / R 6	L+R: 1x50, 4x100, 1x200 mm	AA-M090	40823500				
 a a a Triple ScanCell® trolley	4 drawers in each section	1x50, 2x100, 1x200 mm	1386 mm	706 mm	905 mm	AAA-M060	40921500

Type a – trolleys overview

Roller doors

Name	Description	Width	Depth	Height	Type	Item no.
 ScanCell® trolley		462 mm	706 mm	905 mm	A-M060	40451100D
				1055 mm	A-M075	40452100D
				1205 mm	A-M090	40453100D
				1503 mm	A-M120	40454100D
				1803 mm	A-M150	40455100D
 Double ScanCell® trolley		924 mm	706 mm	1055 mm	AA-M075	40852100D
				1503 mm	AA-M120	40854100D
				1803 mm	AA-M150	40855100D
 Triple ScanCell® trolley		1386 mm	706 mm	1055 mm	AAA-M075	40952100D
				1503 mm	AAA-M120	40954100D
				1803 mm	AAA-M150	40955100D

Glass doors*

Name	Description	Dimensions	Number of insertions	Type	Item no.	
 ScanCell® trolley		Vario, left hinged	H905 x W462 x D706 mm	8	A-M060	40471104
		Vario, right hinged	H905 x W462 x D706 mm	8	A-M060	40471103
		Vario, left hinged	H1055 x W462 x D706 mm	10	A-M075	40472104
		Vario, right hinged	H1055 x W462 x D706 mm	10	A-M075	40472103
		Right hinged glass door	H1503 x W462 x D706 mm	16	A-M120	40474103
 ScanCell® trolley		Vario	H905 x W924 x D706mm	8	AA-M060	40861103
		Perforated rails	H1055 x W924 x D706 mm		AA-M075	40862606
		Vario	H1205 x W924 x D706 mm	12	AA-M090	40863103
		Vario	H1503 x W924 x D706 mm	16	AA-M120	40864103
		L+R: Vario/Perforated rails (Same configuration on both sides)	H1803 x W924 x D706 mm	20	AA-M150	40865106/01
		Vario	H1803 x W924 x D706 mm	20	AA-M150	40865107
		Vario	H1803 x W924 x D706 mm	20	AA-M150	40865106
 ScanCell® trolley		Perforated rails	H1503 x W1386 x D706 mm	16	AAA-M120	40964603
		Vario/Perforated rails	H1803 x W1386 x D706 mm	20	AAA-M150	40965803
		Perforated rails	H1803 x W1386 x D706 mm	20	AAA-M150	40965603
		Vario	H1803 x W1386 x D706 mm	20	AAA-M150	40965103

*All glass doors are made of hardened glass

ScanCell® Trolley with
roller door down.
Type B-M075
Item no. 40652100D



ScanCell® Trolley with
roller doors down.
Type BB-M120
Item no. 40254100D



ScanCell® Trolley with
roller doors down.
Type BBB-M075
Item no. 40152100D



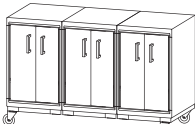


Type b – trolleys overview



Open front

Name	Description	Width	Depth	Height	Type	Item no.
b ScanCell® trolley	Open with Vario panels	662 mm	494 mm	905 mm	B-M060	40611100
				1055 mm	B-M075	40612100
				1205 mm	B-M090	40613100
				1503 mm	B-M120	40614100
				1803 mm	B-M150	40615100
b b Double ScanCell® trolley	Open with Vario panels	1324 mm	494 mm	905 mm	BB-M060	40211100
				1055 mm	BB-M075	40212100
				1205 mm	BB-M090	40213100
				1503 mm	BB-M120	40214100
				1803 mm	BB-M150	40215100
b b b Triple ScanCell® trolley	Open with Vario panels	1986 mm	494 mm	905 mm	BBB-M060	40111100
				1055 mm	BBB-M075	40112100
				1205 mm	BBB-M090	40113100
				1503 mm	BBB-M120	40114100
				1803 mm	BBB-M150	40115100



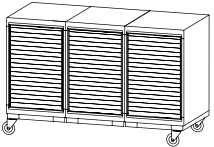
With Doors

Name	Number of doors	Width	Depth	Height	Type	Item no.
b ScanCell® trolley		662 mm	494 mm	905 mm	B-M060	40661100
				1055 mm	B-M075	40662100
				1205 mm	B-M090	40663100
				1503 mm	B-M120	40664100
				1803 mm	B-M150	40665100
b b Double ScanCell® trolley		1324 mm	494 mm	905 mm	BB-M060	40261100
				1055 mm	BB-M075	40262100
				1205 mm	BB-M090	40263100
				1503 mm	BB-M120	40264100
				1803 mm	BB-M150	40265100
b b b Triple ScanCell® trolley		1986 mm	494 mm	905 mm	BBB-M060	40161100
				1055 mm	BBB-M075	40162100
				1205 mm	BBB-M090	40163100
				1503 mm	BBB-M120	40164100
				1803 mm	BBB-M150	40165100

Telescopic drawers


Name	Number of drawers	Drawers configuration height	Width	Depth	Height	Type	Item no.
b ScanCell® trolley 	4	1 x 50 mm, 2 x 100 mm, 1 x 200 mm	662 mm	494 mm	905 mm	B-M060	40621500
	4	4 x 100 mm				B-M060	40621540
	5	2 x 50 mm, 3 x 100 mm				B-M060	40621550
	5	1 x 50 mm, 3 x 100 mm, 1 x 200 mm			1055 mm	B-M075	40622500
	5	5 x 100 mm				B-M075	40622550
	6	2 x 50 mm, 4 x 100 mm				B-M075	40622560
	4	2 x 100 mm, 2 x 200 mm				B-M075	40622540
	10	10 x 50 mm				B-M075	40622509
	6	1 x 50 mm, 4 x 100 mm, 1 x 200 mm				1205 mm	B-M090
	6	6 x 100 mm			B-M090		40623560
	7	2 x 50 mm, 5 x 100 mm			B-M090		40623570
	9	6 x 50 mm, 3 x 100 mm			B-M090		40623590
b b Triple ScanCell® trolley 	4 drawers in each section	1 x 50 mm, 2 x 100 mm, 1 x 200 mm	1324 mm	494 mm	905 mm	BB-M060	40221500

Roller doors




Name	Description	Width	Depth	Height	Type	Item no.			
b ScanCell® trolley 	Roller door, down	662 mm	494 mm	905 mm	B-M060	40651100D			
	Roller door, up			905 mm	B-M060	40651100U			
	Roller door, down			1055 mm	B-M075	40652100D			
	Roller door, up			1055 mm	B-M075	40652100U			
	Roller door, down			1205 mm	B-M090	40653100D			
	Roller door, up			1205 mm	B-M090	40653100U			
	Roller door, down			1503 mm	B-M120	40654100D			
	Roller door, up			1503 mm	B-M120	40654100U			
	Roller door, down			1803 mm	B-M150	40655100D			
	Roller door, up			1803 mm	B-M150	40655100U			
	Roller door down			1950 mm	B-M165	40655700D			
	b b Double ScanCell® trolley 			Roller doors, down	1324 mm	494 mm	1055 mm	BB-M075	40252100D
							1503 mm	BB-M120	40254100D
		1803 mm	BB-M150	40255100D					
b b b Triple ScanCell® trolley 	Roller doors, down	1986 mm	494 mm	1055 mm	BBB-M075	40152100D			
				1503 mm	BBB-M120	40154100D			
				1803 mm	BBB-M150	40155100D			

Type b – trolleys overview

Vario drawers

Name	Number of Drawers	Drawers configuration height	Width	Depth	Height	Type	Item no.
b ScanCell® trolley 	4 VARIO drawers	4 x 100 mm for partitions (2064211)	662 mm	494 mm	905 mm	B-M060	40641540
	4 VARIO drawers	1 x 50 mm for partitions (2064206), 2 x 100 mm for partitions (2064211), 1 x 200 mm (2064220)			905 mm	B-M060	40641500
	5 VARIO drawers	1 x 50 mm for partitions (2064206), 3 x 100 mm for partitions (2064211), 1 x 200 mm (2064220)			1055 mm	B-M075	40642500

Glass doors*

Name	Description	Dimensions	Number of insertions	Type	Item no.
b ScanCell® trolley 	Vario	H 905 x W662 x D494mm	8	B-M060	40661106
	Vario	H 1055 x W662 x D494mm	10	B-M075	40662106
	Vario	H 1205 x W662 x D494mm	12	B-M090	40663106
	Vario	H 1503 x W662 x D494mm	16	B-M120	40664106
	Perforated rails	H 1503 x W662 x D494mm		B-M120	40664106/10
	Perforated rails	H 1503 x W662 x D494mm		B-M120	40664606
	Perforated rails	H 1503 x W662 x D494mm		B-M120	402664106/01
	Vario	H 1803 x W662 x D494mm	20	B-M150	40665106
	Vario	H 1803 x W662 x D494mm	20	B-M150	40665406
	Vario / Perforated rails	H 1803 x W662 x D494mm	20	B-M150	40665806
	Perforated rails	H 1803 x W662 x D494mm	20	B-M150	40664106/01
	Vario	H 2050 x W662 x D494mm	24	B-M173	40669106
b b ScanCell® trolley 	Vario	H 1205 x W1324 x D494 mm	12	BB-M090	40263106
	Perforated rails	H 1503 x W1324 x D494 mm		BB-M120	40264106/10
	Vario	H 1503 x W1324 x D494 mm	16	BB-M120	40264106
	Vario	H 1803 x W1324 x D494 mm	20	BB-M150	40265106
	Vario	H 2050 x W1324 x D494 mm	24	BB-M173	40266106
b b b ScanCell® trolley 	Vario	H 1803 x W1986 x D494 mm	20	BBB-M150	40165106

*All glass doors are made of hardened glass



The ScanCell trolleys type A, AA, B and BB are also available as M180 with a height of 2050mm. Please feel free to contact us!

*ScanCell® Trolley
with glass doors.
Type B-M150
Item no. 40665406*

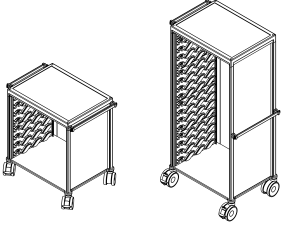
*ScanCell® Trolley with
telescopic drawers.
Type B-M075
Item no. 40622500*

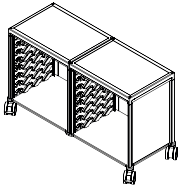


Further sizes and variations are available upon request.

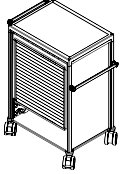
Type b – trolleys overview

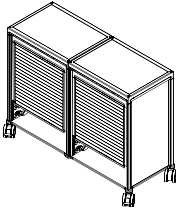
Open flat bottoms

Name	Dimensions	Number of insertions	Type	Item no.
b Open flat bottom 	H 790 x W 727 x D 517 mm	8	SCS-B M060	40611500
	H 940 x W 727 x D 517 mm	10	SCS-B M075	40612500
	H 1013 x W 727 x D 517 mm	11	SCS-B M082	40613500
	H 1088 x W 727 x D 517 mm	12	SCS-B M090	40613501
	H 1488 x W 727 x D 517 mm	17	SCS-B M128	40614500
	H 1788 x W 727 x D 517 mm	21	SCS-B M158	40615500
	H 1938 x W 727 x D 517 mm	23	SCS-B M173	40616500

b b Open flat bottom 	H 790 x W 1399 x D 517 mm	16	SCS-BB M060	40211500
	H 940 x W 1399 x D 517 mm	20	SCS-BB M075	40212500
	H 1013 x W 1399 x D 517 mm	22	SCS-BB M082	40213500
	H 1788 x W 1399 x D 517 mm	42	SCS-BB M158	40215500
	H 1938 x W 1399 x D 517 mm	46	SCS-BB M173	40216500

Roller front / flat bottom

Name	Dimensions	Number of insertions	Type	Item no.
b Roller front / flat bottom 	H 732 x W 727 x D 517 mm	7	SCS-B M050	40650200D
	H 940 x W 727 x D 517 mm	10	SCS-B M075	40652500D
	H 1013 x W 727 x D 517 mm	11	SCS-B M082	40653500D
	H 1088 x W 727 x D 517 mm	12	SCS-B M090	40653501D
	H 1315 x W 727 x D 517 mm	15	SCS-B M112	40653502D
	H 1488 x W 727 x D 517 mm	17	SCS-B M128	40654500D
	H 1788 x W 727 x D 517 mm	21	SCS-B M158	40655500D
	H 1938 x W 727 x D 517 mm	23	SCS-B M173	40656500D

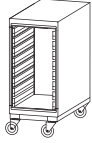
b b Roller front / flat bottom 	H 790 x W 1399 x D 517 mm	16	SCS-BB M060	40251500D
	H 1013 x W 1399 x D 517 mm	22	SCS-BB M082	40213500D
	H 1488 x W 1399 x D 517 mm	34	SCS-BB M128	40254500D
	H 1788 x W 1399 x D 517 mm	42	SCS-BB M158	40255500D
	H 1938 x W 1399 x D 517 mm	46	SCS-BB M173	40256500D

Flat bottoms with drawers

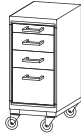
Name	Dimensions	Number of drawers	Number of Drawers X height	Type	Item no.
b Drawers flat bottom	H 889 x W 662 x D 494 mm	5	1 x 50, 4 x 100 mm	SCS-B M069	40624550/01
	H 864 x W 662 x D 494 mm		2 x 50, 2 x 100, 1 x 200 mm	SCS-B M068	40624550/02
	H 940 x W 662 x D 494 mm	4	2 x 100, 2 x 200 mm	SCS-B M075	40625540
	H 909 x W 662 x D 494 mm		2 x 100, 2 x 200 mm	SCS-B M075	40625540/01
	H 940 x W 662 x D 494 mm		1 x 50, 3 x 200 mm	SCS-B M075	40625540/02
	H 940 x W 662 x D 494 mm	5	1 x 50, 3 x 100, 1 x 200 mm	SCS-B M075	40625550
	H 940 x W 662 x D 494 mm		2 x 50, 1 x 100, 2 x 200 mm	SCS-B M075	40625550/02
	H 940 x W 662 x D 494 mm	6	2 x 50, 4 x 100 mm	SCS-B M075	40625560/02
	H 1013 x W 662 x D 494 mm	5	1 x 50, 2 x 100, 2 x 200 mm	SCS-B M082	40625550/01
	H 1013 x W 662 x D 494 mm		4 x 100, 1 x 200 mm	SCS-B M082	40625550/03
	H 1100 x W 662 x D 494 mm	6	1 x 50, 4 x 100, 1 x 200 mm	SCS-B M090	40626560
	H 1100 x W 662 x D 494 mm	7	1 x 50, 6 x 100 mm	SCS-B M090	40626570
b SCS drawers/ flat bottom	H 940 x W 662 x D 494 mm	4	1 x 70, 2 x 140, 1 x 210 mm	SCS-B M075	40622650
	H 1564 x W 662 x D 494 mm	8	6 x 140, 2 x 210 mm	SCS-B M134	40624680
b Drawers / Open flat bottom	H 1013 x W 662 x D 494 mm	2 drawers and Vario inserts	2 x 100 mm	SCS-B M082	40625520
b Drawers / open w / flat bottom	H 1013 x W 662 x D 494 mm	2 drawers and open plain sides	1 x 100, 1 x 200 mm	SCS-B M082	40625520/01

Type d – trolleys overview

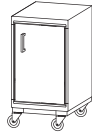
Open front

Name	Description	Width	Depth	Height	Type	Item no.
d ScanCell® trolley 	Open with Vario panels	462 mm	494 mm	905 mm	D-M060	40711100
	Open with Vario panels			1055 mm	D-M075	40712000

Telescopic drawers

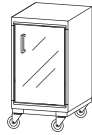
Name	Number of Drawers	Drawers configuration height	Width	Depth	Height	Type	Item no.
d ScanCell® trolley 	4	1 x 50 mm, 2 x 100 mm, 1 x 200 mm	462 mm	494 mm	905 mm	D-M060	40721440
	4	4 x 100 mm			905 mm	D-M060	40721440/01
	5	1 x 50 mm, 3 x 100 mm, 1 x 200 mm			1055 mm	D-M075	40721530

Doors

Name	Description	Width	Depth	Height	Type	Item no.
d ScanCel® trolley 	Right hinged door	462 mm	494 mm	905 mm	D-M060	40761100
	Right hinged door			1055 mm	D-M075	40762100

Further sizes and variations are available upon request.

Glass doors*

Name	Description	Dimensions	Number of insertions	Type	Item no.
d d ScanCel® trolley 	Vario	H 1055 x W924 x D494 mm	10	SCS-DD CART M075	40762100DD

*All glass doors are made of hardened glass



*Daily Medication
Trolley with
IT-Integration
by screen*



*Daily Medication
Trolley with
IT-Integration
by laptop*

Accessories

Our extensive range of clever accessories enables ample possibilities in customizing the ScanCell® trolley for any specific procedure or job function – more than 5,000,000 combinations are available.

As for all products from ScanModul®, ScanCell® accessories are characterized by high quality materials and well composed designs to optimise work flow and flow of materials. All to ensure an enhanced work environment, and more time for patient care.



Top plates



Stainless steel

Description	Item no.
Stainless steel,	4114005
Stainless steel, raised / folded edge	4114012



Laminate and plastic

Description	Item no.
Transparent plastic, folded edge	4114014
Grey plastic, folded edge	4114016



Stainless steel

Description	Item no.
Raised / folded edge	4116012
Folded edge	4116010



Laminate and plastic

Description	Item no.
Laminate, grey	4116001
Transparent plastic, folded edge	4116014
Grey plastic, folded edge	4116016



Stainless steel

Description	Item no.
Folded edges	4117010



Stainless steel

Description	Item no.
Folded edge	4118010
Folded edge, bulb	4118012



Stainless steel

Description	Item no.
Folded edge	4112010
Raised/folded edge	4112012

Accessories

Gallery tops



b

Gallery top with raised edges

Description	Item no.
Raised edge / 3 sides Colour: Grey plastic	4116022



a

Gallery top with raised edges

Description	Item no.
Raised edge / 3 sides Colour: Grey plastic	4114022
Raised edge / 4 sides Colour: Grey plastic	4114024



b

b

Gallery top with raised or folded edge

Description	Item no.
Folded edge Colour: Grey plastic	4112016
Raised edge / 3 sides Colour: Grey plastic	4112022
Raised and folded edge / 4 sides Colour: Grey plastic	4112024



b

Gallery top for 50 mm partitions

Description	Item no.
Without lid	4116030
With lid mounted	4116032



b

Transparent lid

Description	Item no.
compatible with gallery tops 4116030 and 4116034	4116040



b

Sealing plate for transparent lids

Description	Item no.
For Gallery top 4116032	4116044

Push handles and rails



SCS Pushbar for tall ScanCell® trolleys

Description	Item no.
vertical mounted at front right	4120146/FR
vertical mounted at front left	4120146/FL
vertical mounted at rear right	4120146/RR
vertical mounted at rear left	4120146/RL
vertical mounted sideways at front right	4120145/FR
vertical mounted sideways at front left	4120145/FL
vertical mounted sideways at rear right	4120145/RR
vertical mounted sideways at rear left	4120145/RL



Utility rail 1 side – complete set

Dimension	Item no.
450 mm (aluminium, mounted left)	4120101L
450 mm (aluminium, mounted right)	4120101R
450 mm (stainless steel, mounted left)	4120101SSL
450 mm (stainless steel, mounted right)	4120101SSR



Utility rail 1 side – complete set

Dimension	Item no.
650 mm (aluminium, mounted left)	4120102L
650 mm (aluminium, mounted right)	4120102R
650 mm (stainless steel, mounted left)	4120102SSL
650 mm (stainless steel, mounted right)	4120102SSR



Push rail 1 side – complete set

Can be mounted right or left side

Dimensions	Item no.
480 mm	4140002
690 mm	4140003

Accessories

Bumpers



a a

Plast bumper, grey plastic

Description	Item no.
Mounted on cart	4168011



a b

Plast bumper, grey plastic


Description	Item no.
For Type A, mounted on cart	4164011
For Type B, mounted on cart	4166011



Bumper corners, 4 Pcs.

Description	Item no.
Mounted on cart	4160008

Stands



a b

Stand with 4 rails

Description	Item no.
Type A, bracket	4150040
Type A, bracket, side mnted.	4150041
Type B, with holder f. cassetts	4150060



b 

Stand with suture holders


Description	Item no.
	4150090





Infusion stand with 2 hooks

Description	Item no.
	4130011



b

Bracket for infusion stand

Description	Item no.
Works together with utility rail, extension stand and writing plate	4130010

Extension plates and stands



a b

Extension plate with stop and aluminium square in front

Description	Item no.
Type A, 400 mm	4180110
Type B, 600 mm	4180112



Extension stand

Description	Item no.
Powder coated, for 30/40 module, grey (module is not included)	4130120



Extension for 30/40 module

Description	Item no.
(module is not included)	4130140



Extension stand on top

Description	Item no.
with mounted plate can be mounted both right / left	4130142



Extension stand mounted on profile

Description	Item no.
for 30/40 module (module is not included)	4130144



Extension stand mounted on profile

Description	Item no.
With plate	4130146



E-stand with stop

Description	Item no.
Powder coated, for 2 x 30/40 modules (module is not included), 600 mm	4180102



SCS Extension Bracket Writing Plate

Description	Item no.
Same level topplate	4130142/05

Accessories

Hooks



Hooks for stand/utility rail

Description	Item no.
Single hook, 100 mm	4130150
Double hook, 100 mm	4130152
4 single hooks, 400 mm	4130154
6 single hooks, 600 mm	4130156



Hooks

Description	Item no.
2 Pcs., e.g. for hanging cardiac arrest plate	4120220



Plastic hook

Description	Item no.
e.g. for hanging writing plate	4120200

HOLDERS



Holder for dispenser

Description	Item no.
For mounting dispensers on ScanCell®. (Dispenser not included)	4130018/01



Holder for modular insert


Description	Item no.
For inserts: 370 x 70 mm	4130050
For inserts: 240 x 110 mm	4130052



Holder for modular insert

Description	Item no.
For inserts: 240 x 110 mm	4130024
For inserts: 340 x 110 mm	4130030
For inserts: 550 x 110 mm	4130036

Holders



Holder for disposable-gloves with box measurements: 240 x 130 x 70 mm

Description	Item no.
For 1 box, (Utility rail not included)	4130048
For 3 boxes, (Utility rail not included)	4130048/01



Holder for accessories

Description	Item no.
180 x 435 x 160 mm (Utility rail not included)	4130068



Holder for oxygen bottle

Description	Item no.
With Velcro, size D, 105 mm (Utility rail not included)	4130054



Glove dispenser triple

Description	Item no.
Stainless steel – triple (Utility rail not included)	4901013




Glove dispenser single

Description	Item no.
Plastic – single (Utility rail not included)	7806007



Holder for cassette for A4 suspension files

Description	Item no.
Holder (Utility rail not included)	4130076
Cassette, 162 x 329 x 225 mm	4130078



Holder for A4 suspension files

Description	Item no.
Utility rail not included	4130075



File holder for A4 suspension files in module trays

Description	Item no.
Type B, fits to tray 2064220	4180003
Type D, fits to tray 2034220	4180005



Holder for electric outlet strip and cord

Description	Item no.
Utility rail not included	4130062

Accessories

Waste buckets and holders



**Waste bucket and holder 12 L
(Utility rail not included)**

Description	Item no.
	4140010



Clinical waste container and holder (Utility rail not included)

Description	Item no.
	4130020



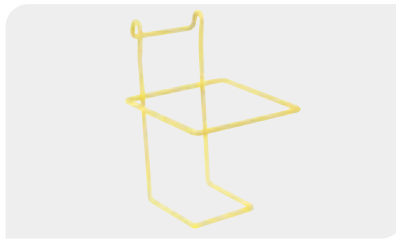
Knee operated bin

Description	Item no.
8 Liter	1901008L
20 Liter	1901020L



Waste bag holder for roll of waste bags (Utility rail not included)

Description	Item no.
Holder	4140014
Holder with lid	4140013



Holder for clinical waste

Description	Item no.
Holder for mounting on utility rail, yellow	4130021/09G

Monitor holders



Monitor stand with adjustable arm

Description	Item no.
Side mounted	4150142
Top mounted	4150140



Laptop holder

Description	Item no.
Side mounted. Max. size requirements for the laptop are W 460 mm x H 230 mm	AR00045



Screen holder (VESA100)

Description	Item no.
Monitor stand with adjustable arm	VH00100

General accessories



Cart made anti-magnetic

Description	Item no.
For use in rooms with MR scanner – applicable to rolling fronts and vario drawers only	4180301



Telescopic runners for inserting modules

Description	Item no.
Type B	1867303
Type A	1867310



Separation for shelf type B

Description	Item no.
Height 80 mm	4180130



Shelf tray


Description	Item no.
With guide rails for compartments. Colour: Grey plastic	4150080



Cardiac arrest plate

Description	Item no.
Cardiac arrest plate, 600 x 400 mm	4120222

Tilt bins



b

Tilt bins for UNI-boxes UNI-box cassettes

Dimensions (L x H x D)	Item no.
1 shelf for 6 UNI-Boxes	4180031
2 shelves for 12 UNI-Boxes	4180032
3 shelves for 18 UNI-Boxes	4180033



White plastic with transparent lids, available with several sections

Dimensions (L x H x D)	Item no.
3 sections 601 x 245 x 200 mm	4150073
4 sections 601 x 206 x 171,5 mm	4150074
5 sections 601 x 163 x 136 mm	4150075
6 sections 601 x 112,5 x 94 mm	4150076

Compatible with stand, item no. 4150060



FiFo-Dispenser

Description
Plastic grey/white with dustproof, transparent chutes, available with several sections

Dimensions (L x H x D)	Item no.
3 sections 600 x 200 x 245 mm	1166333F
5 sections 600 x 135 x 165 mm	1166335F

Compatible with stand, item no. 4150060

Other types on request

Accessories

Locks



Keylock mounted on rolling front

Description	Item no.
Rolling front down	4170022D
Rolling front up	4170022U



Keylock mounted on door

Description	Item no.
Single door	4170004



Lock mounted on drawer

Description	Item no.
Lock for one drawer	1901008L



Combination lock 3 digit mechanical lock

Description	Item no.
Mounted on drawer	4170333
Mounted on roller front	4170335



Combination lock 3 digit mechanical lock combined with key

Description	Item no.
Mounted on doors	4170361
Mounted on drawer	4170362
Mounted on roller front	4170363



Bow Door with sealing system

Description	Item no.
Mounted on cart M060	4170101
Mounted on cart M075	4170102
Mounted on cart M090	4170104
Sealing, small bow	C1570101/ CH-M



a

Central-locking system

Please note:
4170048/49 locks the top drawer

Description	Item no.
Central locking system for A-Type M060 / M075	4170048
Central locking system for A-Type M090	4170049



b

Central-locking system

Please note:
4170046/47 locks the top drawer

Description	Item No
Central locking system for B-Type M060 / M075	4170046
Central locking system for B-Type M090	4170047

E-Locks



E-Lock with key option

Description	Item No
horizontal, right side knob, colour: silver	C01ELG332



E-Lock with key option

Description	Item No
horizontal, left side knob, colour: silver	C01ELG330



E-Lock with key option

Description	Item No
vertical, colour: silver	C01ELG334



E-Lock Master Key

Description	Item no.
	C01ELG335

Sidepanel customization

You have the option to adjust the look and feel of your ScanCell® trolley to your liking. The sidepanels can be customised with one of our standard colours. In addition, you can have them printed with text, such as department information, or even a logo. This allows you to alter the appearance of your new furniture in such a way that it suits your needs, and fits in perfectly with any existing interior.

Standard


Colour	Item no.
Red	41A431S
Light green	41A453S
Yellow	41A464S
Pink	41A828S
Blue	41A838S
Light blue	41A857S
White	41A481S
Grey	41A478S



41A431S



41A838S



41A464S



41A453S



41A857S



41A828S



41A481S



41A478S

Special

Colour code	Colour	Item no.
RAL5002	Blue	41R5002
RAL5022	Dark blue	41R5022
RAL3020	Red	41R3020
RAL1023	Yellow	41R1023
RAL9005	Black	41R9005
RAL1015	Ivory	41R1015
RAL6005	Dark green	41R6005
RAL6024	Light green	41R6024
RAL7016	Dark grey	41R7016
RAL8011	Brown	41R8011
RAL2004	Orange	41R2004



41R5002



41R9005



41R7016



41R5022



41R1015



41R8011



41R3020



41R6005



41R2004



41R1023



41R6024

The colours as featured on this page might differ from the actual colours.

Bring colour to your workspace and customize you ScanCell® trolley!



Cabinets

Furniture for storage and workstations

Experience the timeless design of our ISO-modular cabinets and workstations. We tailor our ISO-modular cabinets to your needs. They come in various heights and can be fitted with a wide array of features and accessories, such as locks and telescopic pull-out trays.

Top 5 features

- Rounded edge strip for better protection
- Doors can be delivered with glass, which allow a quick overview of the contents
- Telescopic runners with 110% pull-out grant easy access to the contents.
- The hinges allow the doors to open 270°
- Quiet, magnetic lock



*Cleanline Cabinets
for safe and efficient
storage*

Cleanline cabinets

Experience the timeless design of our ISO-modular cabinets

The minimalistic, modern style of our Cleanline cabinets gives a visual calmness to the surrounding environment. The design is timeless, and they can be tailored to guarantee a perfect fit for any room. This gives you the ability to let them blend in perfectly with the building, or pre-existing furniture arrangements.

The CleanLine series can be easily recognised by the laminated doors, with soft rounded edges and the vertical handle in anodised aluminium.

Behind this calm appearance hides the potential for a highly efficient and organized interior. Each cabinet can be arranged and re-arranged with our ISO-modular baskets, shelves, trays, and other accessories, so that everything has its place.





40/60 modular drawers with 110% pull out on telescopic runners



Instrument cabinets combined with drawer cabinets

Cleanline cabinets – features

Front options



Open front

An open front allows easy access to the cabinet's contents.



Door

The doors are made from 16 mm chipboard faced with 0.7 mm high-pressure laminate.



Glass door

Hardened glass fitted in a solid frame without joints.



Roller front

A roller front is the ideal solution for rooms where there is limited space for opening doors.



Drawer cabinets

Drawer cabinets are practical for storing smaller items, and we have many different sizes to match your needs. All drawer cabinets are delivered with soft-close as standard.



Drawers

We offer two types of drawers:

1. Pull-out drawers for modules with full pull-out, soft-close. These are designed for our standard 40/60 trays and baskets.
2. Drawers with melamine bottom and steel side panels; also with full pull-out, soft-close a full-stop.

Cabinet Specifications

Standard cabinet modules

The sides, top, and bottom of the cabinets are made from 19 mm chipboard, faced with melamine (110 g/m²) on both sides and fitted with a 6 mm back panel. All edges are provided with 1 mm ABS plastic profiles. The front edges have an integrated dust seal, with beading for cabinets with doors, and without beading for open front cabinets.

Infill panels

The infill panels ensure a perfect fit when the cabinets are installed. They are made from 19 mm chipboard faced on both sides with melamine.

The infill panels can be provided with a front panel, high pressure laminated in the same colour as the cabinet door.



Hinges

The unique hinge is made from anodised aluminium. The hinge is provided with plain bushings, which minimises wear and is optimal for many years of daily use. The opening angle is 270 degrees.



Edge strip

The rounded grey plastic edge strip protects the laminate from blows.



Magnetic lock

The lock system is equipped with a nylon magnetic lock as standard.



Doors & drawer fronts

CleanLine doors and drawer fronts are characterised by their rounded corners. They are made from 16 mm chipboard faced with 0.7 mm high-pressure laminate on both sides.



Plinth

The plinths are made of 18 mm water resistant plywood with 0.7 mm laminate, in the colour F2297 Terril, dark grey. The plinths are delivered with levelling feet as standard. If a shared plinth is required, this is delivered without levelling feet.



Handles

The 160 mm vertical anodised aluminium handle completes the exclusive CleanLine design.


Cleanline cabinets



Drawers

Drawers have side panels made of powder painted steel and can be fully pulled out. Drawer bottoms and backpieces are made of 16 mm melamine, and all visible edges are provided with bonded polypropylene edge strips.

Drawer runners are fitted using Euro screws. The drawers can be removed, have inbuilt stop and bear loads up to 30 kg. The drawer sides match the height of the fronts. Drawers for modules are also available with full pull-out and soft-close.



Underbench cabinets with castors

Underbench cabinets with castors are called mobile units. The height of these mobile units is 88 mm, and the front castors are fitted with brakes.



Locks

The majority of the cabinet models can be fitted with different lock types. The most popular option is a lock that works with a numeric code, but we offer locks with keys as well.



40/60 modular tall cabinets in combination with a wardrobe cabinet



*40/60 modular tall cabinets
with glass doors*




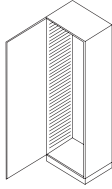
*40/60 modular wall
cabinets with glass doors*



*40/60 modular cabinets in combination
with a worktable*

Cleanline cabinets

Dimensions

	Width	Depth	External Dimensions	
a 	457 cm	650 cm	Tall incl. plinth	2100 mm
			Tall for wall mount	1826 mm
			Tall wall cabinet	1195 mm
			Wall cabinet	650 mm
			Top cabinet	581 mm
			Under cabinet incl. plinth	905 mm
			Under cabinet for hanging	581 mm
				389 mm
			Drawer cabinet for hanging	171 mm
	140 mm			
b 	657 cm	450 cm	Tall incl. plinth	2100 mm
			Tall for wall mount	1826 mm
			Tall wall cabinet	1195 mm
			Wall cabinet	650 mm
			Top cabinet	581 mm
			Under cabinet incl. plinth	905 mm
			Under cabinet for hanging	581 mm
				389 mm
			Drawer cabinet for hanging	171 mm
	140 mm			

Standard colour chart for cabinets

Basic




ASD1048B
WHITE CAMELIA



F2791
SILVER

Price cat. 1



F2255
POLAR WHITE

Price cat. 2



F7880
THISTLE X



F7927
FOLKSTONE



F7884
CHINA BLUE



K1019
AZUR



F7879
DUSTY JADE



K1997
OCEANO



F7912
STORM



A0673
BLU VIOLETTO



Cleanline cabinets

Cabinet fittings

The various options with which our cabinets' side panels can be fitted.

- VarioTilt side panels provide flexible storage based on the ISO storage systems with 40 x 60 cm trays and baskets
- Telescopic runners, when you need drawers with easy access
- Regular shelves for basic storage needs

We also offer solutions with a combination of these options.

Many of the cabinets in the product overview already include cabinet side panels or telescopic runners, but, if you wish to buy these separately, they are listed at the end of the product overview in this chapter.



Variotilt cabinet side panels

Injection moulded cabinet side panel for horizontal inserts.

This side panel allows the trays to be pulled out and tilted downwards, to provide easier access to its contents.

They are fitted with a build-in stop function and can be fitted with removable load relief wheels at the front edge of the panel, which make it easier to pull out trays that hold heavy products.

Injection moulding is more durable than the traditional vacuum moulded version. The maximum load is 20 kg per insert.



Telescopic runners

Stainless steel telescopic runners, fitted on perforated rails.

The perforated rails can be adjusted to 25 mm spacing. This solution is recommended for the storage of heavy products, for which 110 % pull-out is required. These are often fitted in cabinets, from the working height down to the floor.

Our trays and baskets can be placed directly on the telescopic runners without any need for additional tools.

The maximum load is 50 kg per insert. Many of the cabinets in the product overview already include cabinet side panels or telescopic runners, but can be purchased separately.

Laminate worktop

Length	Depth	Depth	Depth
600 mm	450 mm	600 mm	650 mm
900 mm			
1200 mm			
1800 mm			
2100 mm			
2400 mm			
2700 mm			
3000 mm			

Table top with post-shaped front edge, straight back edge



Table top with 4 straight edges



Table top with upstand on the back



Accessories worktops

Description	Height	Depth	Item no.
Worktop bracket		300 mm	7313030
		400 mm	7313040
Worktop bracket, lacquered	300 mm	550 mm	7313055
		560 mm	7313056
Supports, epoxy lacquered	500 mm	760 mm	7313076
		760 mm	7313076
Supports ready for shelves, epoxy lacquered	500 mm	560 mm	7313090
Installation bracket, epoxy lacquered	30 mm	560 mm	SAB50

Shelves

Description	Length	Width	Height	Item no.
Compact laminate panel	300 mm	400 mm	6 mm	2234400
	400 mm	600 mm	6 mm	2264400
Melamine panel, white	300 mm	400 mm	12 mm	2234403
	400 mm	600 mm	12 mm	2264403

Resistance chart for worktops

	Organic solvents	Acid / alkali	Heat resistant	Deformation	Impact resistance	Discolouration	Surface smoothness	Absorption
Laminate	•	•	•	•	•	•	••	••
Compact laminate	••	•	•	••	••	••	•••	••
Polypropylene	•••	•••	•	•	•	•	•••	••
Stainless steel 316/304	•••	•••/••	•••	••	•••	•••	•••	•••
Epoxy Resin	•••	•••	••	•••	••	•••	•••	•••
Composite	•••	•••	•••	•••	•••	•••	•••	•••
Ceramic	•••	•••	•••	•••	••	•••	•••	••

Excellent ••• Good •• Acceptable •

Fire-retardant/lead protected cabinets

Fire-retardant/ lead protected cabinets/pass-through cabinets are used in corridors between the corridor and rooms, for example, cleaning rooms, wards, operating theatres, medicine rooms etc.

Approval

According to the Fire Resistance Assessment – from the Danish Institute of Fire and Security Technology – 17.06.2004, the cabinets comply with the requirements in DS 1051.2 for a BD pass-through cabinet 30 (test report B 17640 b). The doors have Danish Standard certification license number 671E. The relevant assessment is available. It should be noted that the responsible local fire authority should always be contacted for final approval before commissioning.

Technical specification

The cabinet/pass-through cabinet comprises a standard cabinet/pass-through cabinet, where one cabinet door is replaced by a single-leaf door – panel thickness 40 mm. On the outside of the door leaf, a 19 mm Cleanline cabinet door is affixed. The fire doors are fitted with a vertical door handle latch, which is activated by turning the handle.

If the cabinet is to be delivered without plinth, a moulding on the outer door and a steel moulding, which is milled in, and fastened to, the floor, are enclosed. The joints between pass-through cabinets and adjoining building elements are filled with stone wool, which is enclosed.

Lead protection

When the cabinet is installed between a corridor and an operating theatre, normally the cabinet needs to be lead protected. This is to avoid any radiation penetrating the cabinet from the operating room to people in the corridor. This is done by including 2 mm lead in the door and the frame around the door. In addition to this, additional lead is installed between frame of the door and wall, connecting the lead protection within the wall, with the cabinet.

Whether you need a fire-retardant cabinet, a lead protected cabinet or a combination, the outside measurements of the pass-through cabinet, are the same.



40/60 modular pass-through cabinet




40/60 modular lead and fire protected pass-through cabinets, seen from the outside of the OR room



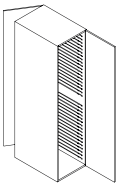
40/60 modular pass-through cabinets seen from the side of the OR room

Fire-retardant/lead protected cabinets

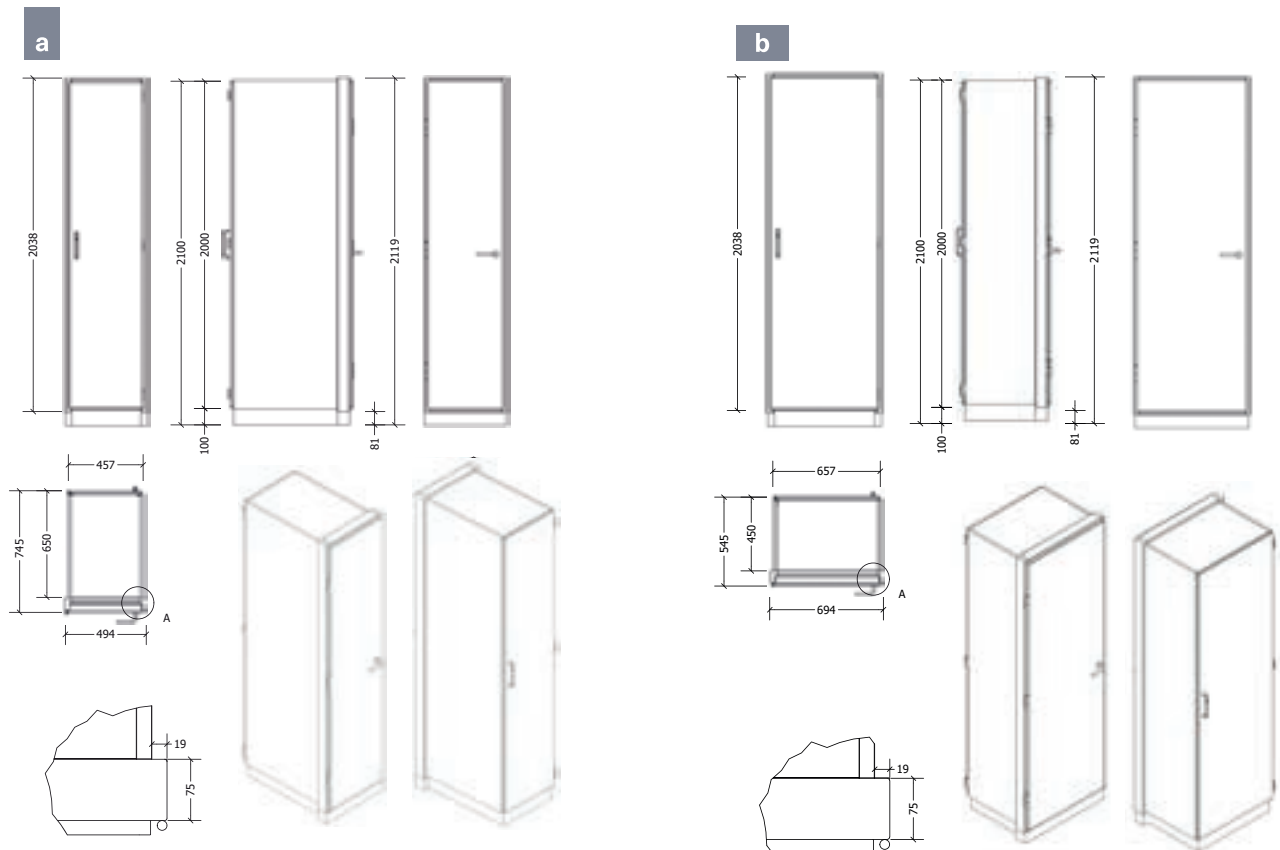
Cabinet

Cabinet	Description	Width	Depth	Height	Item no.
	Without plinth, fire-retardant	694 mm	525 mm	1864 mm	12069186528521-31/-41
	Without plinth, fire-retardant	494 mm	725 mm		12049186728521-31/-41
	Without plinth, fire-retardant	694 mm	525 mm	2038 mm	12069203528521-31/-41
	Without plinth, fire-retardant	494 mm	725 mm		12049203728521-31/-41

Pass-through cabinet

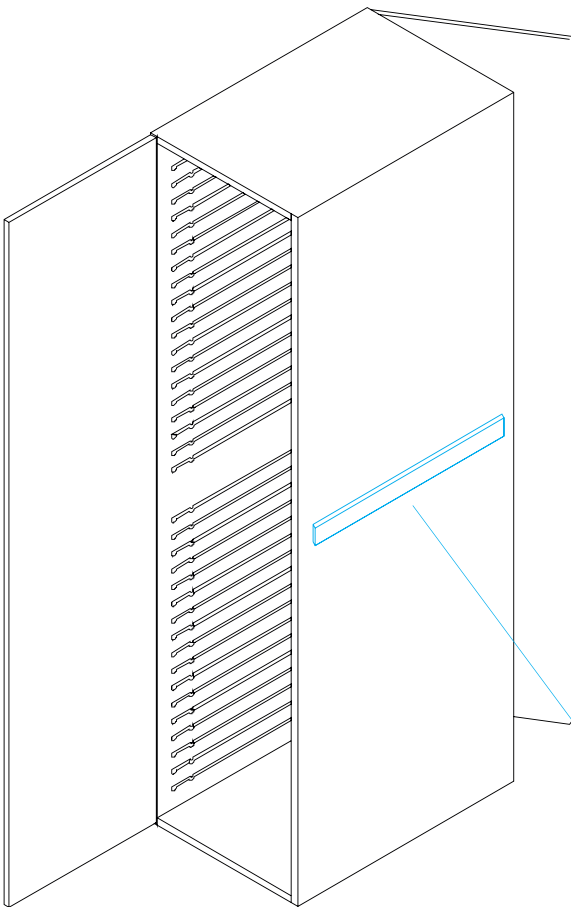
Pass-through cabinet	Description	Width	Depth	Height	Item no.
	Without plinth, fire-retardant	694 mm	545 mm	1864 mm	12069186548521-31/-41
	Without plinth, fire-retardant	494 mm	745 mm		12049186748521-31/-41
	Without plinth, fire-retardant	694 mm	545 mm	2038 mm	12069203548521-31/-41
	Without plinth, fire-retardant	494 mm	745 mm		12049203748521-31/-41
	Without plinth, fire-retardant and lead protected	694 mm	545 mm	1864 mm	12069186548721 31/41
	Without plinth, fire-retardant and lead protected	494 mm	745 mm		12049186748721 31/41
	Without plinth, fire-retardant and lead protected	694 mm	545 mm	2038 mm	12069203548721 31/41
	Without plinth, fire-retardant and lead protected	494 mm	745 mm		12049203748721 31/41

Cabinet dimensions



Mechanical interlock system

ScanModul®'s cabinet range for the hospital sector consists of tall cabinets for both wall mounting and as pass-through cabinets.



Safe handling with lock system

The interlock is designed for cabinets with access from both sides, where the mechanical locking system ensures that the cabinet only can open from one side at a time.

The locking system works without connection of electricity and is based on a single mechanical principle with few moving parts, giving a very stable and secure function.

The interlock system has been tested with 500.000 openings.



a

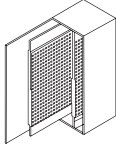
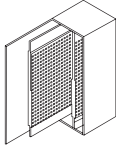
b

Interlock mechanical

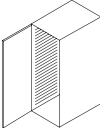
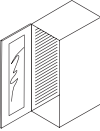
Description	Item no.
A-Type for cabinets with depth 630 mm	107321914
B-Type for cabinets with depth 430 mm	107321915

Instrument cabinets

Tall cabinets

Tall cabinet with standard door	Description	Width	Depth	Pull-out	Hinges	Item no
	Instrument cabinets with standard door, 1 to 2 pull-outs with perforated panel for instrument hooks. Height 2100 mm, with plinth	457 mm	650 mm	1	Right / Left	12045210650117-31/-41
		657 mm	450 mm	2	Right / Left	12065210450117-31/-41
Tall cabinet with glass door	Description	Width	Depth	Pull-out	Hinges	Item no
	Instrument cabinets with glass door, 1 to 2 pull-outs with perforated panel for instrument hooks. Height 2100 mm, with plinth	457 mm	650 mm	1	Right / Left	12045210650117-34/-44
		657 mm	450 mm	2	Right / Left	12065210450117-34/-44

Wall cabinets

Wall cabinet with standard door	Description	Width	Depth	Pull-out	Hinges	Item no
	Instrument cabinets with standard door, 1 to 2 pull-outs with perforated panel for instrument hooks. Height 1195 mm	457 mm	650 mm	1	Right / Left	12045119658367-31/-41
		657 mm	450 mm	2	Right / Left	12065119458367-31/-41
Wall cabinet with glass door	Description	Width	Depth	Pull-out	Hinges	Item no
	Instrument cabinets with glass door, 1 to 2 pull-outs with perforated panel for instrument hooks. Height 1195 mm	457 mm	650 mm	1	Right / Left	12045119658367-34/-44
		657 mm	450 mm	2	Right / Left	12065119458367-34/-44



Perforated panel for instruments in epoxy coated steel, mounted on a 110% telescopic pull-out



Stainless steel instrument hooks.



40/60 modular tall cabinets build-in the wall



40/60 modular tall cabinets with baskets and tilt function



*Tall CleanLine cabinets
with angled top*



Cabinets for storage of consumables and instruments

Medicine cabinets

The ScanModul® medicine cabinet is a very good alternative, when an institution / clinic does not have a separate and lockable medication room. The medicine cabinet can be delivered with and without an extra lockable drug box inside.


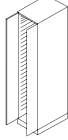

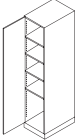
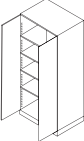
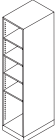
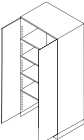
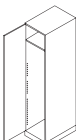


*Wall hung
medication cabinet*

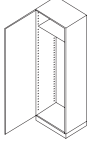
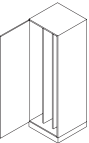
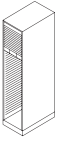

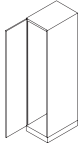
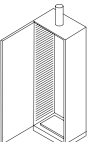
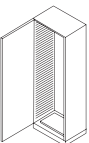
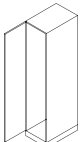


Tall cabinets – product overview

Tall cabinets – H 2100 mm, incl. 100 mm plinth

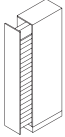
Description	Width	Depth	Item no.
 <p>Tall cabinet, 1 door, incl. VarioTilt™ and 100 mm plinth (Also available with glass door)</p>	357 mm	450 mm	1203521045011131 /41*
	457 mm	650 mm	1204521065011131 /41*
	657 mm	450 mm	1206521045011131 /41*
 <p>Tall cabinet, double door, incl. VarioTilt™ and 100 mm plinth (Also available with glass door)</p>	657 mm	450 mm	1206521045011151
 <p>Tall cabinet, no door, incl. VarioTilt™ and 100 mm plinth</p>	357 mm	450 mm	1203521043011101
	457 mm	650 mm	1204521063011101
	657 mm	450 mm	1206521043011101
 <p>Tall cabinet, 1 door, incl. 4 shelves and 100 mm plinth (Also available with glass door)</p>	457 mm	650 mm	1204521065011431 /41*
	657 mm	450 mm	1206521045011431 /41*
	457 mm	450 mm	1204521045011431 /41*
	657 mm	650 mm	1206521065011431 /41*
 <p>Tall cabinet, double door, incl. 4 shelves and 100 mm plinth (Also available with glass door)</p>	914 mm	450 mm	1209121045011451
	914 mm	650 mm	1209121065011451
 <p>Tall cabinet, no door, incl. 4 shelves and 100 mm plinth</p>	457 mm	630 mm	1204521063011401
	657 mm	430 mm	1206521043011401
 <p>Parking cabinet, double door, incl. 3 shelves at the top and U plinth</p>	914 mm	450 mm	1209121045441551
	914 mm	650 mm	1209121065441551
 <p>Wardrobe, 1 door, incl. hanging rail and 1 shelf and 100 mm plinth</p>	357 mm	650 mm	1203521065031531 /41*
	457 mm	650 mm	1204521065031531 /41*

* All items ending with -31 are right hinged, all items ending with -41 are left hinged.

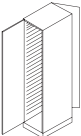
Description	Width	Depth	Item no.	
	Wardrobe, 1 door incl. pull-out rail and 1 shelf and 100 mm plinth	657 mm	450 mm	1206521045031531 /41*
	Scope cabinet, 1 door incl. 1 pull-out panel (B 457) incl. 2 pull-out panels (B 657) (exc. hangers for scopes) incl. 100 mm plinth	457 mm	650 mm	1204521065611731 /41*
		657 mm	450 mm	1206521045611731 /41*
		657 mm	650 mm	1206521065611731 /41*
	Tall cabinet with roller front incl. VarioTilt™ and 100 mm plinth	457 mm	680 mm	120452106801121
		657 mm	480 mm	120652104801121
	Tall cabinet, no door, modular sides for fitting other cabinet side panels incl. 100 mm plinth	457 mm	630 mm	1204521063011501
		657 mm	430 mm	1206521043011501
	Fire retardant cabinet, 1 door, incl. VarioTilt™ BD30 on door, incl. frame (H 2038 mm - item no. is excl. plinth)	494 mm	725 mm	1204920372852131 /41*
		694 mm	525 mm	1206920352852131 /41*
	Bedpan/storage cabinet, unclean, 1 door incl. VarioTilt™ with 100 mm studs for oven with air gap in the bottom	657 mm	450 mm	1206521045151131 /41*
	Bedpan/storage cabinet, clean, 1 door incl. VarioTilt™ with Telco oven	657 mm	450 mm	1206521045161131 /41*
	Tall cabinet, 1 door, modular sides for fitting other cabinet side panels incl. 100 mm plinth (Also available with glass door)	457 mm	650 mm	1204521065011531 /41*
		657 mm	450 mm	1206521045011531 /41*

Tall cabinets – product overview

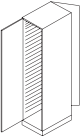
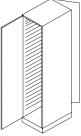
Tall cabinets – H 2100 mm

Description	Width	Depth	Item no.
 <p>Medicine cabinet with pull-out front 10 (W257) or 20 (W357) medicine trays (Exc. partitions for trays)</p>	257 mm	650 mm	1202521065011761
	357 mm	650 mm	1203521065011761

Tall cabinets – H 2100 mm pass-through

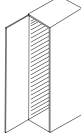
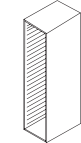
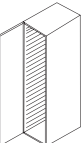
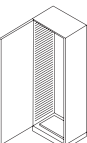
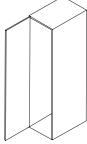
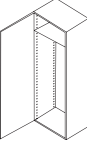
Description	Width	Depth	Item no.
 <p>Pass-through cabinet, incl. VarioTilt™ and 100 mm plinth (Also available with glass doors)</p>	457 mm	670 mm	1204521067011151
	657 mm	470 mm	1206521047011151

Tall cabinets – H 2038 mm pass-through

Description	Width	Depth	Item no.
 <p>Fire retardant pass-through cabinet with 2 mm lead lining BD30 and lead lining on 1 door incl. BD30 frame incl. VarioTilt™ (H 2038 mm – item no. is excl. plinth)</p>	494 mm	745 mm	1204920374872131/41a
	694 mm	545 mm	1206920354872131/41
 <p>Fire retardant pass-through cabinet BD30 on 1 door Incl. BD30 frame Incl. VarioTilt™ (H 2038 mm – item no. is excl. plinth)</p>	494 mm	745 mm	1204920374852131 /41*
	694 mm	545 mm	1206920354852131 /41*

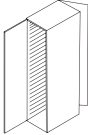
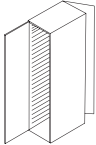
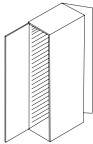
* All items ending with -31 are right hinged, all items ending with -41 are left hinged.

Tall cabinets – H 1826 mm for wall mounting

Description	Width	Depth	Item no.
	457 mm	650 mm	1204518265012131 /41*
	657 mm	450 mm	1206518245012131 /41*
	457 mm	630 mm	1204518263012101
	657 mm	430 mm	1206518243012101
	494 mm	725 mm	1204918672852131 /41*
	694 mm	525 mm	1206918652852131 /41*
	657 mm	450 mm	1206518245152131 /41*
	657 mm	450 mm	1206518245162131 /41*
	457 mm	650 mm	1204518265012431 /41*
	657 mm	450 mm	1206518245012431 /41*
	457 mm	650 mm	1204518265012531 /41*
	657 mm	450 mm	1206518245012531 /41*
	657 mm	650 mm	1206518265032531 /41*
	657 mm	450 mm	1206518245032531 /41*

Tall cabinets – product overview

Tall cabinets – H 1826 mm, built in

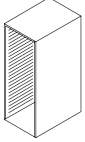
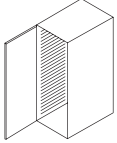
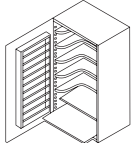
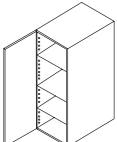
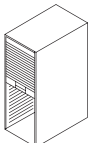
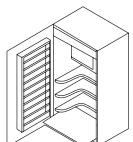
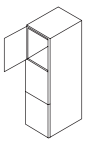
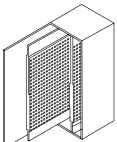
Description	Width	Depth	Item no.
 <p>Tall pass-through cabinet, incl. VarioTilt™ (Also available with glass doors)</p>	457 mm	670 mm	1204518267012151
	657 mm	470 mm	1206518247012151
 <p>Fire retardant pass-through cabinet, BD30 on door, incl. BD30 frame incl. VarioTilt™ (H 1864 mm)</p>	494 mm	748 mm	1204918674852131 /41*
	694 mm	545 mm	1206918654852131 /41*
 <p>Fire retardant cabinet with 2 mm lead lining, BD30/lead lining on 1 door, incl. BD30 frame incl. VarioTilt™ (H 1864 mm)</p>	494 mm	745 mm	1204918674872131 /41*
	694 mm	545 mm	1206918654872131 /41*



* All items ending with -31 are right hinged, all items ending with -41 are left hinged.

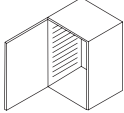
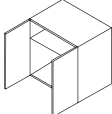
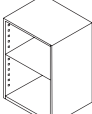
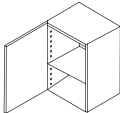
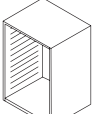
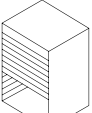
Wall cabinets – product overview

Wall cabinets – H 1195 mm

	Description	Width	Depth	Item no.
	Wall cabinet, no door, incl. VarioTilt™	357 mm	430 mm	1203511943016101
		657 mm	430 mm	1206511943016101
		457 mm	630 mm	1204511963016101
	Wall cabinet, 1 door, incl. VarioTilt™ (also available with glass door)	357 mm	450 mm	1203511945016131 /41*
		457 mm	650 mm	1204511965016131 /41*
		657 mm	450 mm	1206511945016131 /41*
	Medicine cabinet, 1 door incl. 5 indented shelves, 1 straight shelf, 1 pull-out shelf, medicine rack, light	657 mm	450 mm	1206511945056331 /41*
	Wall cabinet, 1 door, 3 shelves (Also available with glass door)	457 mm	650 mm	1204511965016431 /41*
		657 mm	450 mm	1206511945016431 /41*
	Wall cabinet with roller front, incl. VarioTilt™	457 mm	680 mm	1204511968016121
		657 mm	480 mm	1206511948016121
	Medicine cabinet, 1 door incl. 3 indented shelves, poison box with lock, 1 straight shelf, 1 pull-out shelf, medicine rack, light	657 mm	450 mm	1206511945066331 /41*
	Bag cabinet/personal locker with 3 or 6 doors (Also available with glass door)	332 mm	450 mm	1203311945426535 /45
		657 mm	450 mm	1206511945426555
	Instrument cabinet, 1 door incl. 1 pull-out with perforated panel (W457) incl. 2 pull-outs with perforated panels (W657)	457 mm	650 mm	1204511965836731 /41*
		657 mm	450 mm	1206511945836731 /41*

Wall cabinets – product overview

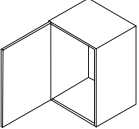
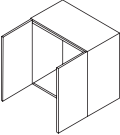
Wall cabinets – H 650 mm

Description	Width	Depth	Item no.
 <p>Wall cabinet, 1 door, incl. VarioTilt™ (Also available with glass door)</p>	457 mm	350 mm	1204506535016131 /41*
	357 mm	450 mm	1203506545016131 /41*
	657 mm	450 mm	1206506545016131 /41*
	457 mm	650 mm	1204506565016131 /41*
 <p>Wall cabinet, double door, incl. 1 shelf (Also available with glass door)</p>	914 mm	350 mm	1209106535016451
	914 mm	450 mm	1209106545016451
 <p>Wall cabinet, no door, incl. 1 shelf</p>	457 mm	330 mm	1204506533016401
	657 mm	330 mm	1206506533016401
	657 mm	430 mm	1206506543016401
 <p>Wall cabinet, 1 door, incl. 1 shelf (Also available with glass door)</p>	457 mm	350 mm	1204506535016431 /41*
	457 mm	450 mm	1204506545016431 /41*
	657 mm	350 mm	1206506535016431 /41*
	657 mm	450 mm	1206506545016431 /41*
 <p>Wall cabinet, no door, incl. VarioTilt™</p>	457 mm	330 mm	1204506533016101
	657 mm	430 mm	1206506543016101
 <p>Wall cabinet with roller front incl. VarioTilt™</p>	657 mm	480 mm	1206506548016121

* All items ending with -31 are right hinged, all items ending with -41 are left hinged.

Top cabinets – product overview

Top cabinets – H 581 mm

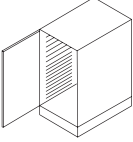
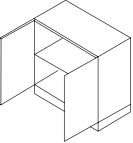
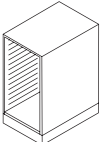
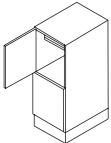
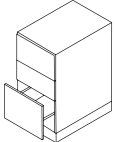
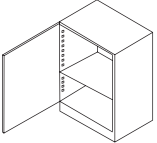
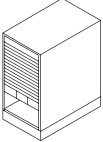
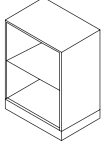
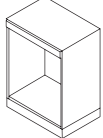
Description	Width	Depth	Item no.
 <p>Top cabinet, 1 door (For fitting above tall cabinet)</p>	457 mm	650 mm	1204505865014531 /41*
	657 mm	450 mm	1206505845014531 /41*
 <p>Top cabinet, double door (For fitting above tall cabinet)</p>	914 mm	450 mm	1209105845014551



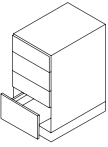
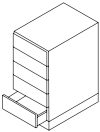
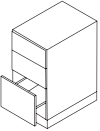
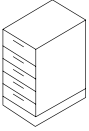
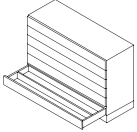
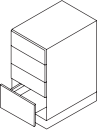
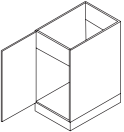
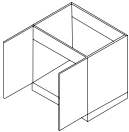
* All items ending with -31 are right hinged, all items ending with -41 are left hinged.

Underbench cabinets – product overview

Underbench cabinets – H 905 mm, incl. 100 mm plinth

	Description	Width	Depth	Item no.
	Underbench cabinet, 1 door, incl. VarioTilt™ incl. 100 mm plinth	357 mm	450 mm	1203509045011131 /41*
		457 mm	650 mm	1204509065011131 /41*
		657 mm	450 mm	1206509045011131 /41*
	Underbench cabinet, double door, incl. 1 shelf incl. 100 mm plinth	914 mm	450 mm	1209109045011451
		914 mm	650 mm	1209109065011451
		1314 mm	650 mm	1213109065011451
	Underbench cabinet, no door, incl. VarioTilt™ incl. 100 mm plinth	357 mm	430 mm	1203509043011101
		457 mm	630 mm	1204509063011101
		657 mm	430 mm	1206509043011101
	Bag cabinet/personal locker with 2 or 4 doors incl. 100 mm plinth (Also available with mailbox)	332 mm	450 mm	1203309045421535 /45
		657 mm	450 mm	1206509045421555
	Drawer cabinet, 2 + 1 std. drawers incl. 100 mm plinth (Full pull-out)	457 mm	650 mm	1204509065231681
		657 mm	450 mm	1206509045231681
		657 mm	650 mm	1206509065231681
	Underbench cabinet, 1 door incl. 1 shelf incl. 100 mm plinth	457 mm	650 mm	1204509065011431 /41*
		657 mm	450 mm	1206509045011431 /41*
		657 mm	650 mm	1206509065011431 /41*
	Underbench cabinet with roller front incl. VarioTilt™ incl. 100 mm plinth	457 mm	680 mm	1204509068011121
		657 mm	480 mm	1206509048011121
	Underbench cabinet, no door, incl. 1 shelf incl. 100 mm plinth	457 mm	630 mm	1204509063011401
		657 mm	430 mm	1206509043011401
	Housing unit for fridge incl. 100 mm plinth	657 mm	450 mm	1206509045111501
		657 mm	650 mm	1206509065111501

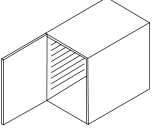
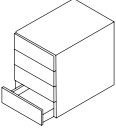
Underbench cabinets – H 905 mm, incl. 100 mm plinth

	Description	Width	Depth	Item no.
	Drawer cabinet, 3 + 1 std. drawers incl. 100 mm plinth (Full pull-out)	457 mm	350 mm	1204509045241681
		457 mm	650 mm	1204509065241681
		657 mm	450 mm	1206509045241681
		657 mm	650 mm	1206509065241681
	Drawer cabinet, 5 std. drawers incl. 100 mm plinth (Full pull-out)	457 mm	650 mm	1204509065211681
		657 mm	650 mm	1206509065211681
	Drawer cabinet, 3 pull-out frames for modules (3 x 200 mm) incl. 100 mm plinth	457 mm	650 mm	1204509065311671
		657 mm	450 mm	1206509045311671
	Drawer cabinet, 5 pull-out frames for modules (5 x 100 mm) incl. 100 mm plinth	457 mm	650 mm	1204509065211671
		657 mm	450 mm	1206509045211671
	Drawer cabinet, 5 drawers For catheters incl. fixed top panel H 126 mm incl. 5 partitions per drawer incl. 100 mm plinth	1314 mm	450 mm	1213109045211691
		1314 mm	650 mm	1213109065211691
		1371 mm	650 mm	1213709065211691
		1371 mm	650 mm	1215709065211691
	Drawer cabinet, 3 + 1 pull-out frames for modules (3 x 100 mm and 1 x 200) incl. 100 mm plinth	457 mm	650 mm	1204509065301671
		657 mm	450 mm	1206509045301671
	Sink cabinet, 1 door, incl. 100 mm plinth	457 mm	650 mm	1204509065041531 /41*
		657 mm	450 mm	1206509045041531 /41*
		657 mm	650 mm	1206509065041531 /41*
	Sink cabinet, double door, incl. 100 mm plinth	914 mm	450 mm	1209109045011451
		914 mm	650 mm	1209109065011451

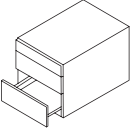
* All items ending with -31 are right hinged, all items ending with -41 are left hinged.

Underbench cabinets for hanging


Underbench cabinets for hanging H 581 mm

Description	Width	Depth	Item no.
 <p>Underbench cabinet, 1 door, incl. VarioTilt™</p>	457 mm	650 mm	1204505865013131 /41*
 <p>Drawer cabinet, 4 pull-out frames for modules (4 x 100 mm)</p>	657 mm	450 mm	1206505845313671
	457 mm	650 mm	1204505865313671

Underbench cabinets for hanging H 389 mm

Description	Width	Depth	Item no.
 <p>Drawer cabinet, 1 + 2 pull-out frames for modules (2 x 50 and 1 x 100 mm)</p>	657 mm	450 mm	1206503845313671
	457 mm	650 mm	1204503865313671





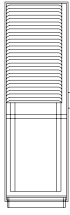
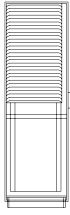



Drawer for hanging H 168 mm

Description	Width	Depth	Item no.
 <p>Drawer unit, 1 pull-out frame for 1 x 100 mm modules</p>	657 mm	450 mm	1206501645603671
	457 mm	650 mm	1204501665603671

* All items ending with -31 are right hinged, all items ending with -41 are left hinged.

Cabinet side panels – product overview

Cabinet side panels with brackets – tall cabinet parts

	Description	Width	Depth	Item no.
	 <p>VarioTilt (straight insert) Number of inserts: 50 Distance between inserts: 37.5 mm (1½") Type A</p>	400 mm	600 mm	18S41977*
				18M41977*
	 <p>VarioTilt (straight insert) Number of inserts: 50 Distance between inserts: 37.5 mm (1½") Type B</p>	600 mm	400 mm	18S61977*
				18M61977*
	 <p>VarioTilt (straight insert) - Perforated rail 1. Number of inserts: 27 Distance between inserts: 37.5 mm (1½") 2. Hole separation: 25 mm (1") Type A</p>	400 mm	600 mm	18S41975*
				18M41975*
	 <p>Cabinet side panel (straight insert) - Perforated rail 1. Number of inserts: 27 Distance between inserts: 37.5 mm (1½") 2. Hole separation: 25 mm (1") Type B</p>	600 mm	400 mm	18S61975*
				18M61975*
	 <p>VarioTilt (straight insert) for pass-through cabinets Number of inserts: 50 Distance between inserts: 37.5mm (1½") Type A</p>	400 mm	600 mm	18S41977*
				18M41977*
	 <p>VarioTilt (straight insert) for pass-through cabinets Number of inserts: 50 Distance between inserts: 37.5mm (1½") Type B</p>	600 mm	400 mm	18S61977*
				18M61977*



* Please note:

18Sxxxx : Loose Panels, not mounted.





18Mxxxx : Panels mounted in cabinets.

Cabinet side panels – product overview

Cabinet side panels with brackets – underbench cabinet parts

	Description	Width	Depth	Item no.
	 VarioTilt (straight insert) Number of inserts: 20 Distance between inserts: 37.5 mm (1½") Type A	400 mm	600 mm	18S42977*
				18M42977*
	VarioTilt (straight insert) Number of inserts: 20 Distance between inserts: 37.5 mm (1½") Type B	600 mm	400 mm	18S62977*
				18M62977*

Cabinet side panels with brackets – wall cabinet parts

	Description	Width	Depth	Item no.
	 VarioTilt (straight insert) Number of inserts: 30 Distance between inserts: 37.5 mm (1½") Type A	400 mm	600 mm	18S43907*
				18M43907*
	VarioTilt (straight insert) Number of inserts: 30 Distance between inserts: 37.5 mm (1½") Type B	600 mm	400 mm	18S63907*
				18M63907*
 d	VarioTilt (straight insert) Number of inserts: 15 Distance between inserts: 37.5 mm (1½") Type D	600 mm	400 mm	18S44977*
				18M44977*
 b	VarioTilt (straight insert) Number of inserts: 15 Distance between inserts: 37.5 mm (1½") Type B	600 mm	400 mm	18S64977*
				18M64977*



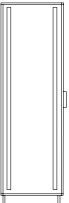


* Please note:

18Sxxxx: Loose Panels, not mounted.

18Mxxxx: Panels mounted in cabinets.

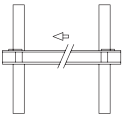
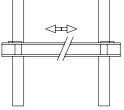
Perforated rails and telescopic runners

Perforated rails

		Description	Width	Depth	Item no.
a	b		400 mm	600 mm	18S42905*
					18M42905*
a	b		600 mm	400 mm	18S62905*
					18M62905*
		Description	Height	Item no.	
a	b		1900 mm	1864653	
				1550 mm	1864654
			900 mm	1864655	
			650 mm	1864657	

*Please note: 18Sxxxxx : Loose Panels, not mounted. 18Mxxxxx : Panels mounted in cabinets.

Telescopic runners

		Description	Depth	Item no.
a	b		600 mm	1867310
			400 mm	1867303
a			600 mm	1867298

Shelves

Description	Width	Depth	Item no.
Melamine shelves (12 mm) for use together with VarioTilt cabinet side panels	400 mm	300 mm	2234403
	600 mm	400 mm	2264403

Cabinets without cabinet side panels with brackets are available with a number of shelves included – these are 19 mm or 22 mm thick, depending on the width of the cabinet. Contact your local sales rep, if you have use for additional shelves for these types of cabinets.

Locks overview

E-Locks



E-Lock with key option

Description	Item No
horizontal, right side knob, colour: silver	C01ELG332



E-Lock with key option

Description	Item No
horizontal, left side knob, colour: silver	C01ELG330



E-Lock with key option

Description	Item No
vertical, left side knob, colour: silver	C01ELG334



E-Lock Master Key

Description	Item No
	C01ELG335



Mounted items

Some of our products can also be mounted on the wall

Wall mounted shelves

The ScanModul® wall mounted shelving system for fixing direct on walls. Epoxy painted rails guarantee high stability. The shelves are available in three types of finish: melamine, laminate or as epoxy painted steel.

Wall mounted ScanCell® / ScanCell® on plinth:

Range of fixed or wall cabinets has been designed for sensitive areas like OR and CSSD. They are in aluminium and ABS with an PVC plinth for the fixed facilitating cleaning in the room.





Wall mounted height adjustable shelving

Height-adjustable tables

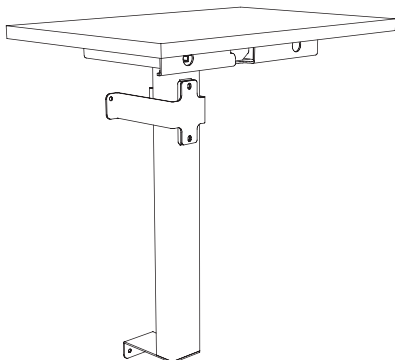
Smart storage solutions to make the most of your workspace

Meet the demands of modern medicine with our smart storage solutions. Our ergonomic worktables are adjustable in height, can carry heavy loads and can be customised to ensure a perfect fit. Let's make the most of the space that you have.

Single barrel height-adjustable table

This ergonomic worktable is specifically designed for the use of laptops. There's room between the bars and the walls, which allows space for electricity cables and sockets. The height can be adjusted within a range of 500mm, making it convenient for users of any height.

This item is available in a variety of different sizes. Please contact your sales representative for more information about the options.



Description

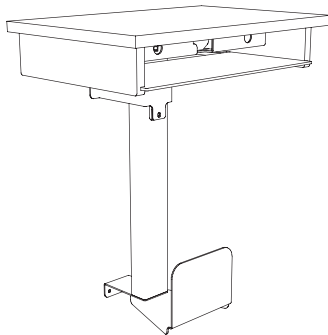
This item includes a white laminate worktop. Other sizes on request.

Colour	Depth	Width	Height range	Max. weightload	Item no.
White RAL 9016	600 mm	800 mm	690 – 1190 mm	80 kg	2620609

Height adjustable table for desktop computers

The design of this worktable allows for convenient use of desktop computers. There's a dedicated space for the keyboard underneath the tabletop, and the lower bar gives support to the computer case. It can lift up to 80 kg's and is adjustable in height.

This item is available in a variety of different sizes. Please contact your sales representative for more information about the options.



Description

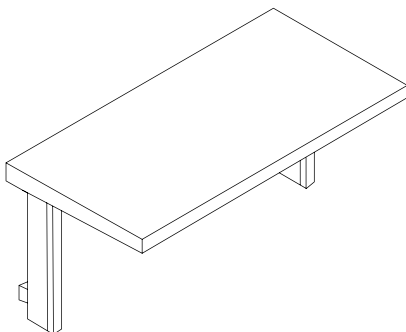
This item includes a pull-out table for a keyboard. Other sizes on request.

Colour	Depth	Width	Height range	Max. weightload	Item no.
White RAL 9016	600 mm	800 mm	690 – 1190 mm	80 kg	2620619

Double barrel height-adjustable table

This ergonomic working table was built to support a heavier workload. With its double-barrels it can carry up to 125kg.

This item is available in a variety of different sizes. Please contact your sales representative for more information about the options.



Description

This item includes a white laminate worktop. Other sizes on request.

Colour	Depth	Width	Height range	Max. weightload	Item no.
White RAL 9016	700 mm	1200 mm	450 – 900 mm	125 kg	2620604


Stainless steel table tops

ScanModul® delivers table tops in stainless steel in both AISI304 and AISI316 quality, depending on the usage. Table tops can be delivered included sinks if needed. As standard, table tops are delivered with a bead edge on all 4 sides. They can be installed both on top of cabinets and wall hung on stainless steel or painted brackets.





Stainless steel table top with sink



*Raised edge
on stainless steel
table top*

Transport solutions

Carts for the safe transportation of medical supplies

Whether you go for a lightweight distribution trolley, open or closed, steel or aluminum, all our transportation solutions are ergonomically designed and guaranteed to make transportation effortless.

As with all of our products, every trolley can be customized with accessories to ensure a perfect fit, specifically for you.

Key Benefits

- A wide variety of trolleys for a wide variety of applications
- Easily maneuverable
- Safe transportation guaranteed
- Durable and flexible
- Customizable with a wide range of accessories



Medical transport solutions

For any professional requirements

A wide variety of transport trolleys are used in the different areas of a clinic. ScanModul's transport solution offers useful and flexible trolleys for all areas to support the work as efficiently as possible. All trolleys can of course be equipped with the ScanModul modular system and thus offer a useful extension of the entire system.



Closed Transport

Safe transportation with the best possible protection



Open Transport

Carts for safe transportation of medical supplies and waste



Open Steel

Carts for easy transportation of simple medical supplies or devices



Lightweight distribution trolleys

Carts for easy transportation of simple medical supplies or devices

Characteristics

Our lightweight distribution trolleys are made of powder coated, square, metal tubing. The design allows for easy access to the baskets, and they're available with high ground clearance so that you don't bump your legs. They're ideal for simple, light transport.



Examples of sets

Have a look at the most popular combinations of products to give you a sense of direction in a sea of possible combinations.



Pre-configured lightweight distribution trolleys

Lightweight distribution trolleys – carefully selected for your needs.



Steel trolley 30/40 type c

C

Order number: PC1034809

Trolley	External Dimensions	Item no.
Type C	H 850 x W 350 x D 521 mm	1034809

Items included

Items included	Height	Pcs.	Colour	Item no.
Basket	100 mm	2	Grey	2334251
Basket	200 mm	1	Grey	2364254
Lid tray	15 mm	1	Grey	2034201

Partitions, safety stops and relief wheels are included where applicable.

- 4 sets of VARIO support rails
- 4 swivel wheels, of which 2 are fitted with a break
- Low clearance





Steel trolley 60/40 type b

b

Order number: PC1064817

Trolley	External Dimensions	Item no.
Type B	H 850 x W 724 x D 445 mm	1064817

Items included

Items included	Height	Pcs.	Colour	Item no.
Basket	100 mm	5	Grey	2364251
Shelf	6 mm	1	Grey Laminate	2264400

Partitions, safety stops and relief wheels are included where applicable.

- 4 swivel wheels, of which 2 are fitted with a break
- Low clearance



Steel trolley 60/40 type aa

a a

Order number: PC1064838



Trolley	External Dimensions	Item no.
Type AA	H 850 x W 952 x D 645 mm	1064838

Items included

Type	Height	Pcs.	Colour	Item no.
Basket	100 mm	6	Grey	2364251
Basket	200 mm	2	Grey	2364252
Shelf	12 mm	2	Grey Laminate	2264403

Partitions, safety stops and relief wheels are included where applicable.

- 8 sets of VARIO™ support rails
- Low clearance

Name	Description	Handles	Clearance	Height	Width	Depth	Item no.
 Steel trolley	Without supporting rails	Yes	Low	860 mm	952 mm	645 mm	1064730
	8 sets of VARIO™ supporting rails (4 per section)						1064838
 Steel trolley	Without supporting rails	Yes	High	850 mm	724 mm	445 mm	1064705
	2 sets of VARIO™ supporting rails	Yes	High	850 mm	724 mm	445 mm	1064809
	Without supporting rails	No	Medium	850 mm	650 mm	405 mm	1064720
	Without supporting rails	Yes	Low	850 mm	724 mm	445 mm	1064710
	4 sets of VARIO™ supporting rails	Yes	Low	850 mm	724 mm	445 mm	1064817
	Without supporting rails	Yes	Low	1100 mm	724 mm	445 mm	1364750
6 sets of VARIO™ supporting rails	Yes	Low	1100 mm	724 mm	445 mm	1364857	
 Steel trolley	Without supporting rails	Yes	Low	850 mm	350 mm	450 mm	1034705
	4 sets of VARIO™ supporting rails						1034809

Accessories

Our extensive range of clever accessories enables plenty of possibilities to customise the lightweight trolleys for whichever purpose you might need them.

Stands



b

Stand with 6 hooks – ideal for infusion bottles and bags

Description	Item no.
To be used with 2 clamps	1164601



b

d

Stand for hanging dispenser cassettes and sutur box holder

Description	Item no.
Stand for Type B frames To be used with clamp 1164601	1164666
Stand for Type D frames To be used with clamp	1164601

Accessories for stands



Clamp with screw for fixation

Description	Item no.
For use with e.g. transfusion (IV) pole or stand for dispenser cassettes	1164601



Transfusion (iv) pole

Description	Item no.
Two hooks for hanging solutions. To be used with Clamp 1164601	1164619



Sutur box holder

Dimensions	Item no.
Holder made from aluminium	1164688



White plastic with transparent lids, available with several sections

Dimensions (L x H x D)	Item no.
3 sections 601 x 245 x 200 mm	4150073
4 sections 601 x 206 x 171,5 mm	4150074
5 sections 601 x 163 x 136 mm	4150075
6 sections 601 x 112,5 x 94 mm	4150076



FiFo-Dispenser

Description
Plastic grey/white with dustproof, transparent chutes, available with several sections. Compatible with stand 4150060. Other types on request

Dimensions (L x H x D)	Item no.
3 sections 600 x 200 x 245 mm	1166333F
5 sections 600 x 135 x 165 mm	1166335F

Accessories

Extension stands and tables



Foldable writing table for 30/40 as well as 40/60 trolleys

Description	Item no.
For 40 / 60 trolleys	1166042
For 30 / 40 trolleys	1166041



b

Fixed extension stand for 40 / 60 modular trolleys

Supports 400 x 300 mm trays and baskets

Description	Item no.
Fixed stand	1164606
Optional laminate plate	2234400



b

Foldable extension stand for 40 / 60 modular trolleys

Supports 400 x 300 mm trays and baskets

Description	Item no.
Foldable stand	1164683
Tray with files suspension	4180006

HOLDERS



Waste bag holder for 15L bags

Made from bended coated wire. Lid and bags are sold seperately

Description	Item no.
Holder *	1164610
Lid	1164608
Yellow bags	1164611

* For trolleys without handles use instead 1164609



b

Holder for hazardous waste

The plastic container is sold seperately

Description	Item no.
Holder for container	1164690
Plastic container	1164692




b

Holder for disposable gloves

For box measurements 240 x 130 x 70 mm

Description	Item no.
For one box	4130048
For three boxes	4130048/01

Tops



Laminated top plate

Laminated water resistant top plate,
Thickness 6 mm

Description	Item no.
For Type A/B trolleys	2264400
For Type C/D trolleys	2234400

Open transportation trolleys

Transportation made easy

With solid handles and wheels our open transport trolleys offer superb maneuverability. The trolleys are available in one, two or three sections with 10 pairs of VARIO support rails in every section. All trolleys are made of powder coated square metal tubing and designed to provide easy access to the modules from both sides. Naturally, the transport trolleys are fully compatible with our modular system.

Stainless Steel

Our open transport trolleys are also available in Stainless Steel – please contact your local office or representative for more information.

Top 5 Features

- 4 swivel wheels and 4 bumper wheels
- Made of 20 x 20 mm powder coated metal profiles
- Truck coupling device and coupling hook available
- Open transport carts can be equipped with lockable bars.
- Optional fitting of VARIO™ relief wheels that makes it easy to pull out heavy trays or baskets





Open transportation trolleys



Transport trolley, R-10



Trolley	External Dimensions	Item no.
R-10 Wheels: Ø125 mm 4 swivel with 2 brakes	H 1520 x W 625 x D 700 mm	1464881

- 10 sets of VARIO™ supporting rails



Transport trolley, R-20



Trolley	External Dimensions	Item no.
R-20 Wheels: Ø125 mm 4 swivel with 2 brakes	H 1520 x W 1060 x D 700 mm	1464882

- 2 x 10 sets of VARIO™ supporting rails



Transport trolley, R-30

a a a

Trolley	External Dimensions	Item no.
R-30 Wheels: Ø160 mm 4 swivel with 2 brakes	H 1600 x W 1500 x D 700 mm	1464883

- 3 x 10 sets of VARIO™ supporting rails

Transport trolley combined, L-10

a⁺

Trolley	External Dimensions	Item no.
L-10 Wheels: Ø160 mm 4 swivel with 2 brakes	H 1600 x W 1500 x D 700 mm	1464885

- 10 sets of VARIO™ supporting rails
- 3 fixed melamine shelves 835 x 645 mm

For better comparison, all trolleys at a glance


Name	Description	Height	Width	Depth	Item no.
Transport trolley – R-10 a	10 sets of VARIO™ supporting rails	1520 mm	625 mm	700 mm	1464881
Transport trolley – R-20 a a	2 x 10 sets of VARIO™ supporting rails	1520 mm	1060 mm	700 mm	1464882
Transport trolley – R-10 a a a	3 x 10 sets of VARIO™ supporting rails	1600 mm	1500 mm	700 mm	1464883
Transport trolley – R-20 a⁺	10 sets of VARIO™ supporting rails	1600 mm	1500 mm	700 mm	1464885

Accessories open transportation trolleys



Cover in nylon

Cover	Item no.
For R-10 in nylon 1464881	1464786
For R-20 1464882	1464787
For R-30 1464883 and L10 464885	1464788



Truck coupling device

Coupling	Item no.
Truck coupling device	1464799



Truck coupling device

Coupling	Item no.
Lockable bar prevents unauthorized removal of trays and modules. Stops can optionally be mounted on the back (1464800)	1464797

Name	Suitable for	Item no.
Cover in nylon	For R-10 1464881	1464786
Cover in nylon	For R-20 1464882	1464787
Cover in nylon	For R-30 1464883	1464788
Cover in nylon	For L-10 1464885	1464788
Lockable bar	Prevents unauthorized removal of trays and modules	1464797



Closed transport

Safe transportation with the best possible protection

Aluminium container trolleys

Aluminium container trolleys provide optimum protection of items during transportation. The trolleys, made of anodised aluminium are available in one, two or three sections and equipped with panels for straight insertion.

All our aluminium container trolleys have solid handles and lockable doors.

Please contact us, if you are looking for a closed trolley in stainless steel.



Top 5 features

- Doors open 270° and are fitted with locks and rubber bead for tight closing
- Bumper guard
- 2 swivel wheels with brakes and 2 fixed wheels
- Coupling-hook can be mounted
- Optional truck-pull

Quality features



Strong and durable hinges.



All our closed transport trolleys are supplied with a lock.



Truck coupling device available upon request

Aluminium container trolleys



Aluminium container trolley C-10



Name	External Dimensions	Item no.
C-10	H 1575 x W 555 x D 794 mm	1561714

- 1 section ALU-container trolley with “horizontal” panels
- Ø160 mm wheels – 2 swivel with brakes and 2 fixed
- The trolley has a vertical handle bar at each corner, and 4 corner bumpers at its base
- Doors open to 270°
- Optional top bumper
- Optional customized truck-pull
- Available in a full washable stainless steel version



Aluminium container trolley C-20



Name	External Dimensions	Item no.
C-20	H 1575 x W 984 x D 794 mm	1561715

- 12 section ALU-container trolley with “horizontal” panels
- Ø160 mm wheels – 2 swivel with brakes and 2 fixed
- The trolley has a vertical handle bar at each corner, and 4 corner bumpers at its base
- Doors open to 270°
- Optional top bumper
- Optional customized truck-pull



Aluminium container trolley C-30



Name	External Dimensions	Item no.
C-30	H 1575 x W 1408 x D 794 mm	1561716

- 3 section ALU-container trolley with “horizontal” panels
- Ø 200 mm wheels – 2 swivel with brakes and 2 fixed

Closed transport – aluminium trolleys

Light and maneuverable

These Aluminium trolleys are available in three different sizes – depending on use. The lightweight construction of these trolleys enable simple and flexible handling.



Aluminium trolleys



a

Single trolley

External Dimensions

H 1575 x W 510 x D 765 mm
Capacity: 10 modules

Item no.

1569714



a a

Double trolley

External Dimensions

H 1575 x W 977 x D 745 mm
Capacity: 24 modules

Item no.

1569715



a a a

Triple trolley

External Dimensions

H 1575 x W 1400 x D 745 mm
Capacity: 36 modules

Item no.

1569716

Features and accessories



Insertion bars with stop function



Locks available for more safety



Tow bar

Discription

Coupling device

Item no.

XTR1550

Waste and soiled linen trolleys



Linen trolley TPL2050

Diameter wheels	External Dimensions	Item no.
Ø 160 mm	H 1425 x W 1100 x D 650 mm	TPL2050

- Front opening on 2/3 of the height for easy loading and unloading
- Lid with hinges on 2/3 of the width and stop in open position
- Folded edges and polyamide corners for users' safety
- Ribbed walls
- Rubber bumper and steel non-twisting bottom frame recommended in case of use of lorry and towing
- Drain tap
- Capacity 7 – 8 bags



Linen trolley TPL3350

Diameter wheels	External Dimensions	Item no.
Ø 125 mm	H 800 x W 1045 x D 650 mm	TPL3350

- Hinged lid
- Ribbed walls
- Folded edges and polyamide corners for users' safety

Special realizations as smooth walls, diamond shaped bottoms, and bottoms with silicone seal are possible on request. Partition walls at 1/2 or 2/3 of the length for the separation of waste are also available. Please contact our sales representatives for more information.



Linen trolley TPL4500

Diameter wheels	External Dimensions	Item no.
Ø160 mm	H 1370 x W 1365 x D 760	TPL4500

- Hinged opening
- Folded edges and polyamide corners for users' safety
- Ribbed walls
- Rubber bumper and steel non-twisting bottom frame recommended in case of use of lorry and towing
- Drain tap
- Capacity 11 – 12 bags



Linen trolley TPL1380

Name	External Dimensions	Item no.
TPL1380	H 710 x W 720 x D 580 mm	TPL1380
TPL1380/01	H 750 x W 970 x D 570 mm	TPL1380/01

- Not perforated
- Strong bottom frame and light alloy bumper
- Stiffening ribs on walls
- Anodized

Waste and soiled linen trolleys



Linen trolley TPLBA20 – perforated

Diameter wheels	External Dimensions	Item no.
Ø 100 mm	H 770 x W 1030 x D 630 mm	TPLBA20

- Perforated
- Strong bottom frame and light alloy bumper
- Stiffening ribs on walls
- Anodized



Linen trolley TPLBA20 – not perforated

Diameter wheels	External Dimensions	Item no.
Ø 100 mm	H 770 x W 1030 x D 630 mm	TPLBA20/01
Ø 125 mm	H 805 x W 1330 x D 730 mm	TPLBA20/02
Ø 125 mm	H 880 x W 1330 x D 730 mm	TPLBA20/03

- Not perforated execution
- Smooth surfaces
- Ribbed walls
- Strong bottom frame and light alloy bumper

Spring loaded bottom trucks

Spring loaded bottom trucks have been designed to keep users working plan at maximum height.



Spring loaded bottom truck TPL680

Arrangement wheels	External Dimensions	Item no.
1-2-1	H 800 x W 1080 x D 630 mm	680/02CR
2 + 2	H 800 x W 1080 x D 630 mm	680/14CR
1-2-1	H 800 x W 1080 x D 630 mm	TPL680

- Body in light alloy sheet, anodized
- Reinforced and rounded upper edge
- The self-levelling platform fixed on 2 carriages sliding in light alloy rails can work also with non uniform loads
- Bottom is tank shaped in order to prevent the material from getting stuck
- Strong non-twisting iron frame in epoxy finishing
- Wheels in lozenge position or at the corners
- Springs are easily replaceable
- Springs with reduced capacity on request

Clean linen cupboard trucks

Light and strong – they are the ideal means of transport between laundry and services.



Cupboard truck TPL1550
with upper bumper

Discription	External Dimensions	Item no.
Ø 200 mm, 2 shelves	H 1785 x W 1230 x D 630 mm	TPL1550



Cupboard truck TPL1550
without upper bumper

Discription	External Dimensions	Item no.
Ø 200 mm, 2 shelves	H 1740 x W 1230 x D 630 mm	TPL1550/01

- Reinforced doors with stopping magnets at 270°
- Strong non twisting bottom frame in epoxy polyester finishing steel
- Door fastening by one vertical thumb-latch on top and bottom
- EPDM gasket
- Lower bumper in light alloy and rubber profiles are moulded for impact absorbing
- Upper bumper possible - in light alloy and rubber profiles for an optimal protection of contents during transport by lorry
- Ergonomic closing handle with rounded edges
- Doors built with 2,5 mm bent sheet and welded reinforcements on top and bottom
- Ergonomic push-handle with double grip and rounded edges



Cupboard truck TPL1560
without upper bumper

Discription	External Dimensions	Item no.
Ø160 mm, 1 shelves	H 1200 x W 1230 x D 630 mm	TPL1560

- Cupboard truck with fixed shelves
- Body in light alloy sheet,
hinged doors opening at 270°



Cupboard truck TPL1600
with or without upper bumper

Discription	External Dimensions	Item no.
TPL1600 with upper bumper, diameter wheels 200 mm, 2 shelves	H 1740 x W 1400 x D 710 mm	TPL1600
TPL1600/01 without upper bumper, diameter wheels 200 mm, 2 shelves	H 1740 x W 1400 x D 710 mm	TPL1600/01

- Perforated
- Strong bottom frame and light alloy bumper
- Stiffening ribbs on walls
- Anodized

Clean and dirty linen cupboard trucks



Cupboard truck TPL2300

Diameter wheels	External Dimensions	Item no.
Ø 125 mm	H 1650 x W 800 x D 600 mm	TPL2300

- Linen truck with rain and dust protection
- Plastic movable locking curtain fixed to the rims with velcro
- Anodized light alloy execution
- Suitable for washing and disinfection
- Supplied in kit form



Cupboard truck TPL2550

Diameter wheels	External Dimensions	Item no.
Ø 125 mm	H 1660 x W 800 x D 600 mm	TPL2550

- Cupboard truck with one door
- 2 hinged shelves
- Anodized light alloy execution
- Suitable for narrow passages
- Bottom dimensions = 1/2 Euro pallet



Cupboard truck TPL3020

Diameter wheels	External Dimensions	Item no.
Ø 200 mm	H 1740 x W 977 x D 710 mm	TPL3020

- By the use of 2 hinged shelves, it is possible to employ only one truck for the distribution of clean linen and the collection of dirty linen, with a remarkable reduction of the transport costs
- Trucks suitable for washing in tunnel before every delivery



Cupboard truck TPL1570

Diameter wheels	External Dimensions	Item no.
Ø 200 mm	H 1785 x W 1230 x D 630 mm	TPL1570

- On request cupboard trucks with bags anti-fall device
- 3 internal configurations of shelves:
 - + loading and transport of clean linen
 - + loading and unloading of bags
 - + dirty linen transport

OP-container



OP-container TPLOP

Diameter wheels	External Dimensions	Item no.
Ø 125 mm	H 1700 x W 977 x D 545 mm	TPLOP

- Suitable for the distribution of sets of sterilized linen and for the collection of dirty linen
- 2 deep shaped perforated shelves

Modular cupboard trucks

Light and strong – they are the ideal means of transport between pharmacy and services.



Cupboard truck TPL2170

Description	External Dimensions	Item no.
Diameter wheels Ø 160 mm, 10 insertions 600 x 400 x 100 mm	H 1585 x W 510 x D 765 mm	TPL2170

- Cupboard truck with 1 vertical section
- Upper bumper
- Nylon fibreglass rails with stopping function
- Anodized light alloy structure
- Capacity 10 trays x 100 mm height

Cupboard truck TPL3162

Description	External Dimensions	Item no.
Diameter wheels Ø 160 mm, 10 insertions 600 x 400 x 100 mm	H 1505 x W 977 x D 710 mm	TPL3162

- Suitable for metal containers for sterile goods placed on shelves
- Cupboard truck with 1 vertical section
- Nylon fibreglass rails
- Anodized light alloy structure
- Capacity of 8 STE Units or 9 polypropylene containers (200 x 530 x 325 mm)



Cupboard truck TPL3170

Description	External Dimensions	Item no.
Diameter wheels Ø 200 mm, 24 insertions 600 x 400 x 100 mm	H 1785 x W 977 x D 710 mm	TPL3170

- Cupboard truck with 2 sections
- Anodized light alloy execution
- Nylon fibreglass rails with stopping function
- Capacity: 12 and 12 modules / trays (Height 100 mm)



Cupboard truck TPL3180

Description	External Dimensions	Item no.
Diameter wheels Ø 200 mm, 36 insertions 600 x 400 x 100 mm	H 1785 x W 1400 x D 710 mm	TPL3180

- Cupboard truck with 3 sections
- Upper bumper
- Nylon fibreglass rails with stopping function
- Anodized light alloy structure
- Capacity 12 + 12 + 12 trays x 100 mm height

Accessories

Efficiency



Tow bar

Description	Item no.
Coupling device	XTR1550

Closure systems



Yale lock for Alu-Trolley


Description	Item no.
For Alu-Trolley 1569714, 1569715 and 1569716	XSER1550



Seals cutter

Description	Item no.
	TPLXTS1550

Identification



Card-holder A4

Description	Item no.
	XPCA4



Card-holder A5

Description	Item no.
	TPLXPCA7V



Card-holder A7

Description	Item no.
vertical	TPLXPCA7V
horizontal	TPLXPCA7O

Safety



Central brake

Description	Item no.
Suitable for trolleys: TPL1600 TPL4500 1569716	XCF1600



YRU160/200F Independant brake

Description	Item no.
Wheel lock on one swivel wheel	YRU160/200F

Collection of waste/dirty linen

Easy collection with sack-holder trucks and self-closing trolleys

Characteristics

The use of sack-holder trucks and self-closing trolleys ensure an easy and functional way of collecting waste and dirty linen for transport.

- All components are designed to reduce noise
- All components are suitable for washing, disinfection
- All components are easy replaceable
- Lid's opening by pedal assures users` safety
- Plastic lid with integrated hinge avoids any losing risk



Top 5 features

- Easy to handle
- Platform and lid in ABS
- Light alloy anodized support
- Bag fastening by stainless steel ring with rubber corners
- 4 swivel Wheels (grey rubber)

Sack-holder trucks



Sack-holder 3830 CR

Description	External Dimensions	Item no.
Diameter wheels Ø 75 mm, Capacity 1	H 880 x W 390 x D 410 mm	3830 CR



Sack-holder 3835 CR

Description	External Dimensions	Item no.
Diameter wheels Ø 75 mm, Capacity 2	H 880 x W 785 x D 410 mm	3835 CR

Sack-holder trucks



Sack-holder 3840 CR

Description	External Dimensions	Item no.
Diameter wheels Ø 75 mm, Capacity 3	H 880 x W 1180 x D 410 mm	3840 CR



Sack-holder 3845 CR

Description	External Dimensions	Item no.
Diameter wheels Ø 75 mm, Capacity 4	H 880 x W 1575 x D 410 mm	3845 CR



Sack-holder TPL3846

Description	External Dimensions	Item no.
Diameter wheels Ø 75 mm, Capacity 4	H 880 x W 785 x D 855 mm	TPL3846

Lids for sack-holders



Color	Item no.
White	TPLKB3833
Yellow	TPLKB3833G
Red	TPLKB3833R
Blue	TPLKB3833B
Green	TPL3833V
Orange	TPLKB3833A
Mauve	TPLKB3833L
Grey	TPLKB3833GR

The lid's opening on trucks with pedal is up to 60°.
On request it can be supplied up to 98° as on trucks
without pedal

Self-closing trolleys

Top 5 features

- Safe and hygienic
- Trolleys are built in stainless steel, AISI 304 and thermoplastic rubber
- Hermetic closure of bags
- Suitable for disinfection
- ABS base avoids bags spilling out



Self-closing trolley 312/1 CR

Dimensions	Item no.
H 830 x W 600 x D 490 mm	312/1 CR



Self-closing trolley 312/2 CR

Dimensions	Item no.
H 990 x W 600 x D 490 mm	312/1 CR



Accessories for Self-closing trolleys

Description	Item no.
Locking device in open position	TPLRX0312001AS
Hooking system to sack-holder 3830 CR / 3835 CR / 3840 CR / 3845 CR	TPLXA0312/3800D
Hooking system to sack-holder TLP3846	TPLXA0312/3846D
Hooking System to self-closing trolleys 312 CR	TPLXA0312/0312D

Racks

Stationary and mobile shelving solutions

Our fully customizable solutions and large range of products allow us to meet any individual and demanding storage requirement.

Key Benefits

- Maximum flexibility through modular ScanMo™ concept
- Individually configurable
- Easy handling due to ergonomic shelf design
- Compatible with all ScanModul® modules
- Even more efficient in combination with the NoCount® logistics concept



The ScanMo™ Concept

Maximum flexibility thanks to modular unit approach

ScanMo™ is a flexible, modular racking system, which supports both angled and horizontal insertion. They free up valuable floor space and allow for easy access and adhere to the ISO modular standard, which means it's compatible with all our modules.

ScanMo™ Racks

You can design your own ScanMo™ Rack with our “unit approach”. Start with a single unit and then choose the desired add-on units until you reach the desired size. On the following pages you'll find some examples of ScanMo™ Rack configurations.

Need an odd-size? Not a problem. Contact us via the contact details on the last page of our catalogue.

Top 5 features

- Easy adjustable rails
- Angled position of top supports gives easy access to items stored in higher places
- Extended shelves for the storage of larger items
- Stops in front and rear ensure safe storage and use of modules
- Customisable system allows a combination of shelves and modules



ScanMo™ Racks are made of 41 mm coated steel.
Available in two depths:



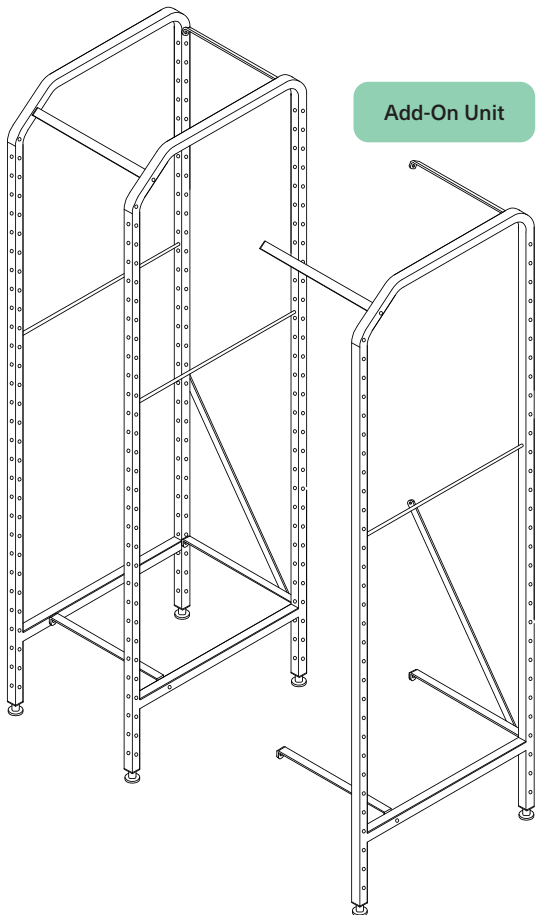
Type A =
Depth 665 mm



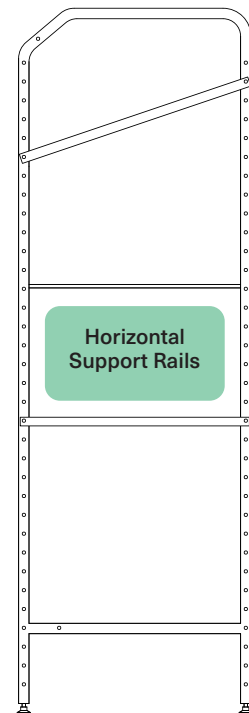
Type B =
Depth 465 mm



Single Unit

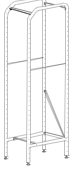
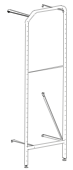




Angled Support Rails



ScanMo™ – racks overview





Racks for trays and baskets

Name	Description	Width	Depth	Height	Pcs.	Item no.
a CMA-RSM-600 Single unit 	2 side frames, 1 stabilizer kit, incl. installation material	475 mm	665 mm	2020 mm	2	1671608
					1	1671611
					2	1671000
a CMA-RAM-600 Add-on unit 	1 side frame, 1 stabilizer kit, incl. installation material	455 mm	665 mm	2020 mm	1	1671608
					1	1671611
					1	1671000
b CMA-RSM-400 Single unit 	2 side frames, 1 stabilizer kit, incl. installation material	675 mm	465 mm	2020 mm	2	1671408
					1	1671411
					2	1671000
b CMA-RAM-400 Add-on unit 	1 side frame, 1 stabilizer kit, incl. installation material	645 mm	465 mm	2020 mm	1	1671408
					1	1671411
					1	1671000

Accessories

Name	Description	Height	Width	Depth	Item no.
Wheels for ScanMo™ Rack	Set of 2 x Ø 75 mm swivel wheels. 1 with brakes, 1 without brakes		625 mm		1671090
Support Kit	Horizontal support kit Type A 600mm (1 left & 1 right support)		1060 mm		1671665
Support Kit	Horizontal support kit Type B 400mm (1 left & 1 right support)		1500 mm		1671445
Support Kit	Angled support kit Type A 600mm (1 left & 1 right support)		1500 mm		1671666
Support Kit	Angled support kit Type B 400mm (1 left & 1 right support)		1500 mm		1671446
Shelf	Type A shelf, coated steel	41 mm	850 mm	660 mm	1671620
Shelf	Type B shelf, coated steel	41 mm	1265 mm	445 mm	1671420

Racks for shelves

Name	Description	Width	Depth	Height	Pcs.	Item no.
a CMA-RSS-600 Single unit	 2 side frames, 1 stabilizer kit, incl. installation material	915 mm	665 mm	2020 mm	2	1671608
					1	1671617
					2	1671000
a CMA-RAS-600 Add-on unit	 1 side frame, 1 stabilizer kit, incl. installation material	885 mm	665 mm	2020 mm	1	1671608
					1	1671617
					1	1671000
b CMA-RSS-400 Single unit	 2 side frames, 1 stabilizer kit, incl. installation material	1320 mm	465 mm	2020 mm	2	1671408
					1	1671417
					2	1671000
b CMA-RAS-400 Add-on unit	 1 side frame, 1 stabilizer kit, incl. installation material	1290 mm	465 mm	2020 mm	1	1671408
					1	1671417
					1	1671000



ScanMo™ – workstation

The perfect combination of shelf and workplace

The ScanMo™ Workstation is a worktop built directly into the shelf. Ideal for sorting materials or preparing them for further transport. Very often this solution is used in the central pharmacy, or even in the warehouse.

Top 4 features

- Powder coated steel
- Fiber-glass reinforced nylon slides
- Melamin worktop with upstand, easy to clean
- Ergonomic working height



ScanMo™ – workstations



ScanMo™ Workstation Type BB

b b

Order number: 1671428

System	External Dimensions	Item no.
Type BB	H 2025 x W 1320 x D 445	1671428

Items included **Load capacity worktop**

Kit of all components including side pieces, connection material, melamin worktop and fasteners.

100 kg



ScanMo™ Workstation Type AAA

a a a

Order number: 1671628

System	External Dimensions	Item no.
Type AAA	H 2025 x W 1365 x D 665 mm	1671628

Items included **Load capacity worktop**

Kit of all components including side pieces, connection material, melamin worktop and fasteners.

100 kg



*ScanMo™ Workstation
Type AAA configured*

ScanMo™ – wire shelves

The lightweight among the shelves

Lightweight and flexible – and of course combinable with our complete shelving system.

The Wire shelves are made of chrome coated steel and therefore - despite their light weight – very robust and durable.

This type of shelf can also be delivered on wheels to increase flexibility.

Top 5 features

- Chrome coated steel wire
- Compatible to all ScanMo™-Racks
- Lightweight
- Mobile (with standard wheels of 75 mm) or fixed
- Corner unit available





Add-on unit > Add-on unit > Starter unit



Direct fix with bolt and nut to the side frame. Width beams set redundant

Easy to assemble – flexible in use.
ScanMo™ Wire shelves offer you maximum flexibility for every application.



Corner unit – fixed easily with hooks







Also available with clickable telescopic rails for heavy loads. Recommended to be used on the bottom part of the racks.

Highly stable: Capacity per shelf: 100 KG
 Capacity per section: 400KG

ScanMo™ – racks for wire shelves

Racks for wire shelves

Name		Description	Width	Depth	Height	Pcs.	Item no.
a CMA-RSS-600 Single unit		2 side frames, 1 stabilizer kit, incl. installation material	915 mm	665 mm	2020 mm	2	1671608
						1	1671617
						2	1671000
a CMA-RAS-600 Add-on unit		1 side frame, 1 stabilizer kit, incl. installation material	885 mm	665 mm	2020 mm	1	1671608
						1	1671617
						1	1671000
b CMA-RSS-400 Single unit		2 side frames, 1 stabilizer kit, incl. installation material	1320 mm	465 mm	2020 mm	2	1671408
						1	1671417
						2	1671000
b CMA-RAS-400 Add-on unit		1 side frame, 1 stabilizer kit, incl. installation material	1290 mm	465 mm	2020 mm	1	1671408
						1	1671417
						1	1671000

ScanMo™ – wire shelves and accessories

Wire shelves – chrome coated


Load capacity per shelf: 150 kg, per section: 400 kg



a a

ScanMo™ Wire shelf

Dimensions (W x D x H)	Item no.
860 x 665 x 25 mm	1691115



a a a

ScanMo™ Wire shelf


Dimensions (W x D x H)	Item no.
1305 x 665 x 25 mm	1691116



b b

ScanMo™ Wire shelf (Type 1,5 B)

Dimensions (W x D x H)	Item no.
938 x 465 x 25 mm	1691117



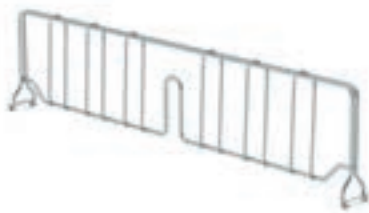
b b

ScanMo™ Wire shelf

Dimensions (W x D x H)	Item no.
1260 x 465 x 25 mm	1691118

Divider

Holder for table top



a

Divider for ScanMo™ wire shelf

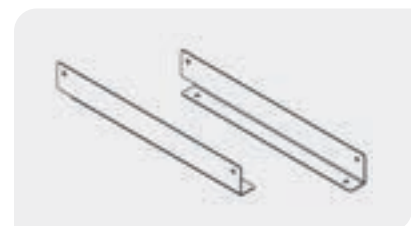
Dimensions (W x D x H)	Item no.
152 x 651 x 45 mm	1691119



b

Divider for ScanMo™ wire shelf

Dimensions (W x D x H)	Item no.
152 x 451 x 45 mm	1691120



b b

Wire shelf table top holder

Description	Item no.
Steel powder coated table top holder, Type BB – length 462, set	1691114

No single sale possible.

Only with ScanMo™ Workstation.

Material properties

Carefully selected materials for highest hygiene and durability

Our materials are carefully selected to ensure optimal functionality and a long lifetime. A hospital environment, intensive use, and efficient cleaning methods require certain material properties for various purposes. You are always welcome to contact your local office for advice on which product types that are best suited for your specific use.



Material description



ABS

Acrylnitrile-butadiene-styrene

Material Properties:

Rigid, durable and impact resistant.
A smooth surface finish and structurally stable.

Temperature:

Max. continuous + 70°C
Max. short-term. + 90°C

Chemical tolerance:

Withstands some weak acid, bases, oil and fats.
Avoid solvents.

Cleaning:

In automatic washing machines* and with most common detergents and disinfectants on the market.



EP

Epoxy

Material Properties:

Used as powder coating on steel, good mechanical strength, hard and durable.

Temperature:

Max. continuous + 100°C
Max. short-term. + 120°C

Chemical tolerance:

Resistant against bases and limited resistance against strong acid.

Cleaning:

In automatic washing machines* and with most common detergents and disinfectants on the market.



LAM

Laminate

Material Properties:

Sturdy and durable surface, withstands normal impact influences.

Temperature:

Max. continuous + 150°C
Max. short-term. + 180°C

Chemical tolerance:

Limited resistance against weak acid and bases.

Cleaning:

Wipe clean with damp cloth.



PPO

Polymethylmethacrylate

Material Properties:

Rigid and durable clarity with 90 % light transmission, UV-stable.

Temperature:

Max. continuous + 70°C
Max. short-term. + 90°C

Chemical tolerance:

Withstands weak acid, bases and non polar solvents.

Cleaning:

In automatic washing machines* and with most common detergents and disinfectants on the market.



PVC

Polyphenylenoxide

Material Properties:

Abrasion resistant, durable and hard, structurally stable.

Temperature:

Max. continuous + 110°C
Max. short-term. + 120°C

Chemical tolerance:

Withstands weak acid and bases.
Avoid solvents.

Cleaning:

In automatic washing machines* and with most common detergents and disinfectants on the market.



PS

Polystyrene

Material Properties:

Rigid, durable and impact resistant.

Temperature:

Max. continuous + 60°C
Max. short-term. + 65°C

Chemical tolerance:

Resistant against water, acids and bases.
No strong oxidized acids.

Cleaning:

In automatic washing machines* and with most common detergents and disinfectants on the market.



Melamine

Material Properties:

Durable, withstands light impact.

Temperature:

Max. not over + 40°C

Chemical tolerance:

Limited resistance against weak acid and bases.

Cleaning:

Do not wash in automatic washing machines, wipe off with the most common detergents and disinfectants on the market.



Polyamid

Material Properties:

High impact resistance, durable, withstands constant bending.

Temperature:

Max. continuous + 105°C
Max. short-term. + 150°C

Chemical tolerance:

Resistant against fuels, lubricants and some solvents.

Cleaning:

In automatic washing machines* and with most common detergents and disinfectants on the market.



Polycarbonate

Material Properties:

Stiff, durable. Highly impact resistant. Virtually unbreakable. Autoclaveable.

Temperature:

Max. continuous + 122°C
Max. short-term. + 140°C

Chemical tolerance:

Resistant against oils and fats. Poor towards strong acids and bases.

Cleaning:

In automatic washing machines* and with most common detergents and disinfectants on the market.



Polyvinylchloride

Material Properties:

Rigid and durable. When stabilised becomes highly impact resistant. Smooth surface finish.

Temperature:

Max. continuous + 60°C
Max. short-term. + 75°C

Chemical tolerance:

Resistant against acids and bases. Limited use with some solvents.

Cleaning:

In automatic washing machines* and with most common detergents and disinfectants on the market.



Stainless steel

Material Properties:

Stainless steel type AISI304

Temperature:

Resistant to all temperatures in the clinical sector

Cleaning:

In automatic washing machines* and with most common detergents and disinfectants on the market.

Material Properties are obtained from our suppliers. This must be considered as a guide and no responsibility can be accepted by ScanModul® for errors and omissions. You can obtain further technical information by approaching ScanModul® directly or one of our representatives.

**Avoid high temperatures and longer delays in washing machines than the suggested figures above.*



Medical & Industrial Material Handling

**Headquarter
The Netherlands**

Vleugelboot 32 B
3991 CL-Houten
+31 30 6 345 345
info-nl@scanmodul.com

France

+33 967 387 274
info-fr@scanmodul.com

Germany

+49 341 212 085 0
leipzig@scanmodul.com

International

+31 30 6 345 345
info-global@scanmodul.com

Scandinavia

+45 97 52 35 33
info-dk@scanmodul.com
info-se@scanmodul.com
info.no@scanmodul.com

Spain

+34-934-885-101
info-spain@scanmodul.com

Switzerland

+41 61 301 63 01
wollerau@scanmodul.com

scanmodul.com